FIRST BAPTIST CHURCH OF GOLD BEACH REMODEL

GOLD BEACH

29755 TURNER ST.
GOLD BEACH, OR, 97444

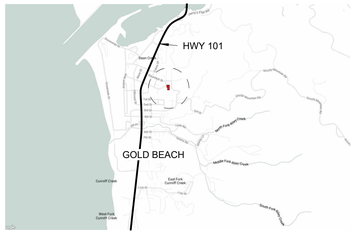

4 **AREA MAP**
1" = 30'-0"

N

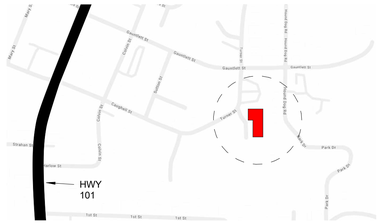

3 **VICINITY MAP**
1" = 30'-0"

N

2 **NORTH ENTRANCE**
N.T.S.

1 **VIEW FROM MAIN ENTRANCE**
N.T.S.

PROJECT DESCRIPTION

RENOVATION OF AN EXISTING CHURCH BUILDING, INCLUDING CLASSROOMS, COMMUNITY HALL, AND SECONDARY ENTRY. A PORTION OF THE EXISTING ROOF STRUCTURE IS TO BE REPLACED.

PROJECT TEAM

OWNER
1ST BAPTIST CHURCH
ADRESS: 29755 TURNER ST,
GOLD BEACH, OR, 97444
PHONE: (541) 247-6363

ARCHITECT
HGE ARCHITECTS INC.
333 SOUTH 4TH ST,
COOS BAY, OR 97420
PHONE: (541) 269-1166
CONTACT: JOE SLACK

SHEET INDEX

HGE ARCHITECTS

333 S. 4TH STREET
COOS BAY, OR 97420
P: 541.269.1166
general@hge1.com
www.hge1.com

REGISTERED ARCHITECT
2840
JOSEPH A. SLACK
COOS BAY, OREGON
STATE OF OREGON

FIRST BAPTIST CHURCH OF GOLD BEACH REMODEL

PROJECT NO.: **25.020**

29755 TURNER ST
GOLD BEACH, OR, 97444

PERMITTING

REVISIONS:

#	DATE	DESCRIPTION

DATE: JAN/2026

SHEET TITLE:
COVER SHEET

G0.0

1/13/2026 4:30:52 PM H:\Architecture\Jobs\25.020 First Baptist Church Remodel 2025 - Gold Beach\1 Drawings\7_CAD & Revit\25.02 First Baptist Church Remodel -Preliminary Set.rvt

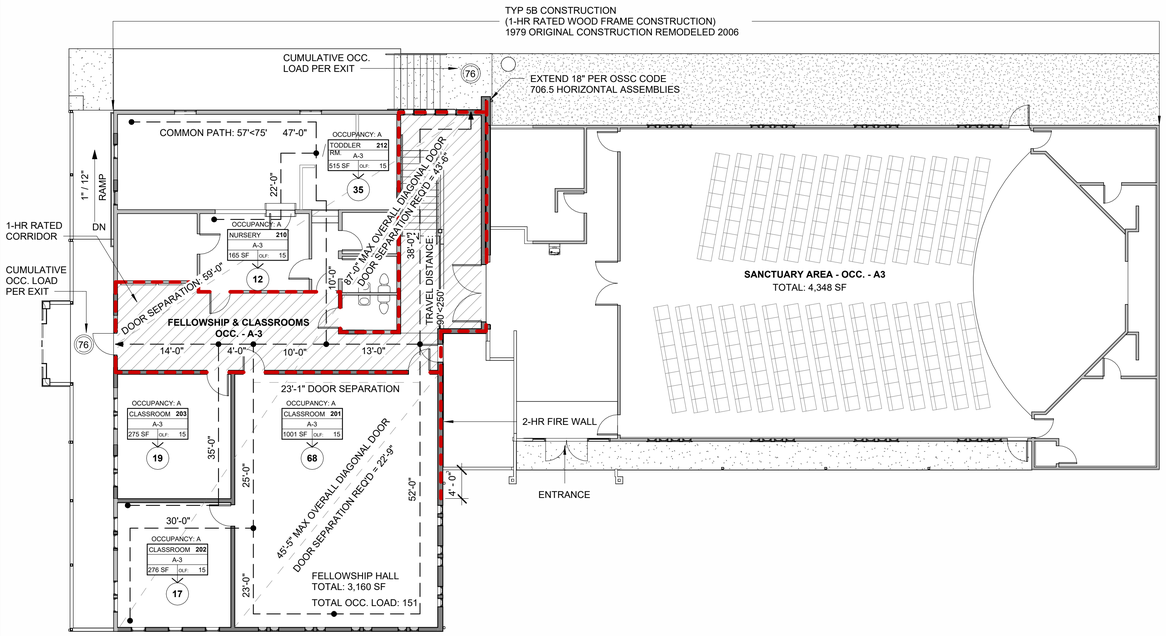

6 2ND FLOOR CODE PLAN

1" = 10'-0"

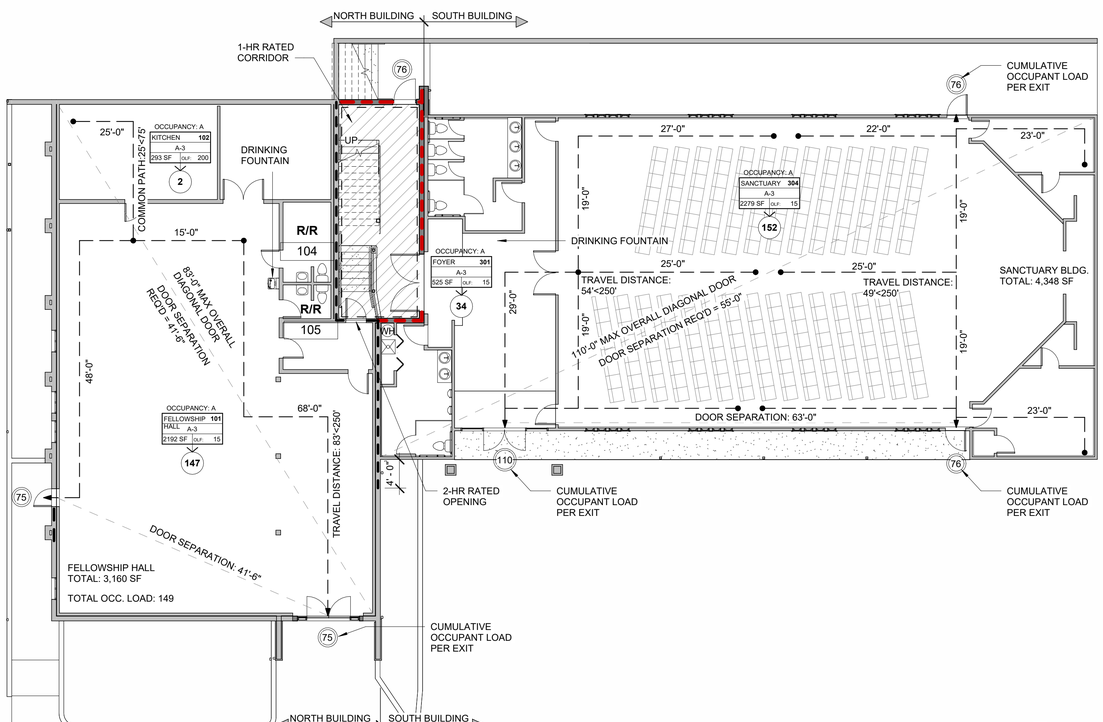

3 1ST FLOOR CODE PLAN

1" = 10'-0"

APPLICABLE CODE

2022 Oregon Structural Specialty Code (OSSC)
2025 Oregon Energy Efficiency Specialty Code (OEESC)
2023 Oregon Electrical Specialty Code (OESC)
2022 Oregon Mechanical Specialty Code (OMSC)
2023 Oregon Plumbing Specialty Code (OPSC)

CODE REFERENCE

706.6.2 BUILDINGS WITH SLOPED ROOFS.
Where a fire wall serves as an interior wall for a building, and the roof on one side or both sides of the fire wall slopes toward the fire wall at a slope greater than 2 units vertical in 12 units horizontal (2:12), the fire wall shall extend to a height equal to the height of the roof located 4 feet (1219 mm) from the fire wall plus 30 inches (762 mm). The extension of the fire wall shall be not less than 30 inches (762 mm).

706.5 HORIZONTAL CONTINUITY.
Fire walls shall be continuous from exterior wall to exterior wall and shall extend not less than **18 inches** (457 mm) beyond the exterior surface of exterior walls.

714.5 HORIZONTAL ASSEMBLIES.
Penetrations of a fire-resistance-rated floor, floor/ceiling or the ceiling membrane of a roof/ceiling assembly not required to be enclosed in a shaft by section 712.1 shall be protected in accordance with 714.5.1 through 714.5.4

1017.2 EXIT ACCESS TRAVEL DISTANCE
A, - Without Sprinkler Systems: 200' MAX.

3403.6.7.2 ACCESSIBLE MEANS OF EGRESS
Accessible means of egree required by chapter 10 are not required to be added in existing facilities.

705.11 PARAPETS
Parapets shall be provided on exterior walls of buildings. Exceptions: A parapet need not be provided on an exterior wall where any of the following conditions exist:
4. One-hour fire-resistance-rated exterior walls that terminate at the underside of the roof sheathing, deck or slab, provided that:
4.1. Where the roof/ceiling framing elements are parallel to the walls, such framing and elements supporting such framing shall not be of less than **1-hour fire-resistance-rated construction for a width of 4 feet** (1220 mm) for Groups R and U and 10 feet (3048 mm) for other occupancies, measured from the interior side of the wall.

TABLE 1020.2
Corridors shall be fire-resistance rated in accordance with Table 1020.2. The corridor walls required to be fire-resistance rated shall comply with Section 708 for fire partitions.

ROOF VENT.

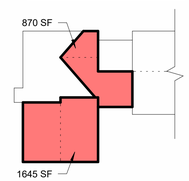

PER OREGON STRUC. SPECIALTY CODE, CHPTR 12 - 1202.1.1

ROOF AREA: **1,645 SQ. FT.**
REQUIRED VENTING @ 1/300 = 5.48 SQ. FT.

SOFFIT INTAKE (LOWER):
74'-0" LINEAR VENT
2.74 SQ. FT. REQ'D VENTING AREA
REQUIRED VENT WIDTH: 2.74 SQ. FT. / 74 FT.
= .037 FT (* 12 INCHES/FT)
= .44 INCHES ALLOWABLE
= .4375 ≈ 7/16" VENT WIDTH

RIDGE VENTING (UPPER):
37'-0" LINEAR VENT
2.74 SQ. FT. REQ'D VENTING AREA
REQUIRED VENT WIDTH: 2.74 SQ. FT. / 37 FT.
= .074 FT (* 12 INCHES/FT)
= .88 INCHES ALLOWABLE
= .875 ≈ 7/8" VENT WIDTH

(RESULTING IN 50% LOWER VENTING & 50% UPPER VENTING

ROOF AREA: **870SQ. FT.**
REQUIRED VENTING @ 1/300 = 2.90 SQ. FT.

SOFFIT INTAKE (LOWER):
31'-0" LINEAR VENT
1.45 SQ. FT. REQ'D VENTING AREA
REQUIRED VENT WIDTH: 1.45 SQ. FT. / 31 FT.
= .046 FT (* 12 INCHES/FT)
= .56 INCHES ALLOWABLE
= .56 ≈ 9/16" VENT WIDTH

RIDGE VENTING (UPPER):
26'-0" LINEAR VENT
1.45 SQ. FT. REQ'D VENTING AREA
REQUIRED VENT WIDTH: 1.45 SQ. FT. / 26 FT.
= .055 FT (* 12 INCHES/FT)
= .67 INCHES ALLOWABLE
= .67 ≈ 11/16" VENT WIDTH

(RESULTING IN 50% LOWER VENTING & 50% UPPER VENTING

ROOM CODE LABEL LEGEND

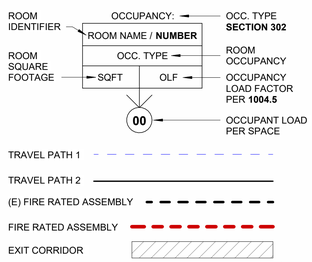

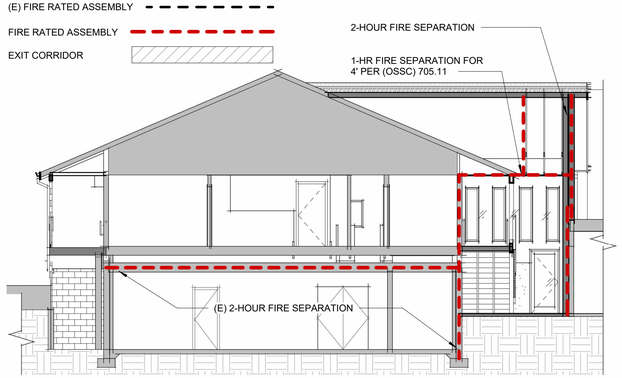

2 SEPARATION DIAGRAM

1/8" = 1'-0"

CODE SUMMARY

EXISTING CHURCH BUILDING TO BE REMODELED PRIMARILY IN THE MAIN FELLOWSHIP HALL. WORK ALSO INCLUDES REMODELING OUTDOOR SPACE. REPLACEMENT WINDOWS, WALL AND CEILING FINISHES, ELECTRICAL UPGRADE, MECHANICAL UPGRADE. ROOF UPGRADE. OCCUPANCY AND USE TO REMAIN SAME AS THE ORIGINAL.

APPLICABLE CODE:
2022 OREGON STRUCTURAL SPECIALTY CODE (OSSC) - 2006 IBC WITH OREGON AMENDMENTS

GOLD BEACH ZONING ORDINANCE AMENDED BY ORDINANCE NO.683 ADOPTED DECEMBER 2022

CHPTR 3 - OCCUPANCY CLASSIFICATION AND USE

OCCUPANCY CLASSIFICATIONS & USE:

SANCTUARY - **A-3**
FELLOWSHIP HALL - **A-3**

CHPTR 5 - GENERAL BUILDING HEIGHTS AND AREA

ALLOWABLE BUILDING HEIGHTS & AREAS

CONSTRUCTION TYPE (TABLE 504.3) -
TYPE-VB, N.S., MOST STRINGENT OF "A" HEIGHT

NORTH BUILDING - AREA IN GROSS SF: (TABLE 506.2)

EXISTING
1ST FLOOR 3,162 SF
2ND FLOOR 2,577 SF
TOTAL: 5,739 SF

PROPOSED
GROUND FLOOR: 3,162 SF
SECOND FLOOR: 3,162 SF
TOTAL: 6,324 SF

SOUTH BUILDING - AREA (GROSS SF): (TABLE 506.2)

EXISTING
2ND FLOOR 2,577 SF
TOTAL: 5,739 SF

PROPOSED:
NO CHANGE

ALLOWABLE BUILDING HEIGHTS & AREAS: TYPE VB, NON- SPRINKLERED,

HEIGHT (TABLE 504.3)
ALLOWABLE: 40 FT
(ALLOWABLE HEIGHT PER GOLD BEACH, **ZONE R: 35 FT**)
ACTUAL: **32 FT**; **- OK**

STORIES (TABLE 504.4)
TYPE-VB NS = 1 STORY, 2-HOUR HORIZONTAL ASSEMBLY CAN SEPARATE OCCUPANCIES OR DIVIDE A BUILDING INTO SEPARATE FIRE AREAS.
HORIZONTAL ASSEMBLY (OSSC §711) **- OK**
ALLOWABLE: 1
ACTUAL: 1; OK

AREA (TABLE 506.2)
ALLOWABLE: 6,000 SF PER FLOOR
ACTUAL: 3,162 SF PER FLOOR; **OK**

CHPTR 6 - TYPES OF CONSTRUCTION

ORIGINAL CHURCH - UNK. ORIGINAL CONST. TYPE

1ST FLOOR - CLASSROOMS , ASSUME **TYPE - 5B** CONVERTED TO FELLOWSHIP HALL 1999

2ND FLOOR -ASSUMED **TYPE - 5B**
SEPARATED FROM LOWER FLOOR WITH 2 LAYERS 5/8" GYP. FOR 2-HR SEPARATION

CHPTR 9 - FIRE SAFETY

SPRINKLERS:
A-3 OCCUPANCIES REQUIRE SPRINKLERS IF THE FIRE AREA: EXCEEDS 12,000 SF; OR HAS AN OCCUPANT LOAD OF 300 OR MORE - **SPRINKLERS NOT REQUIRED - OK**

CHPTR 29 - PLUMBING SYSTEMS

PLUMBING FIXTURES (TABLE 2902.1):
OCCUPANCY (A) PLACES OF WORSHIP (NO FIXED SEATING):
WATER CLOSETS: MALE: 1:120 // FEMALE 1:60
LAVATORIES: M+F: 1:200
DRINKING FOUNTAINS: 1 PER FLOOR

TOTAL OCCUPANTS: (149+151+34) = 334/2 = 167M + 167W
REQUIRED: M: 2 W.C. / 1 LAVS
D.F: 1 PER FLOOR
ACTUAL: F: 3 W.C. / 1 LAVS;
D.F: 1 PER FLOOR

OCCUPANCY (A) PLACES OF WORSHIP (FIXED SEATING):
WATER CLOSETS: MALE: 1:150 // FEMALE 1:70
LAVATORIES: M+F: 1:200
DRINKING FOUNTAINS: 1 PER FLOOR

TOTAL OCCUPANTS: 224/2 = 112M + 112W
REQUIRED: M: 1 W.C. / 1 LAVS
ACTUAL: F: 2 W.C. / 1 LAVS;

TOTAL FIXTURES:
REQUIRED: M: 3 W.C. / 2 LAVS
F: 5 W.C. / 2 LAVS;
DRINKING FOUNTAINS: 3

ACTUAL: M: 4 W.C. / 4 LAVS **OK**
F: 6 W.C. / 5 LAVS; **OK**
DRINKING FOUNTAINS: 2 ; **REQ 1 D.F.**

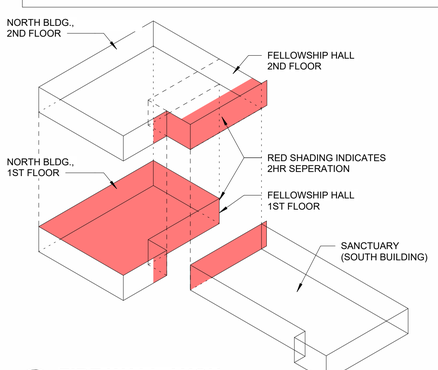

1 FIRE WALL AXON

1" = 10'-0"

HGE ARCHITECTS
333 S. 4TH STREET
COOS BAY, OR 97420
P: 541.269.1166
general@hge1.com
www.hge1.com

REGISTERED ARCHITECT 2840 JOSEPH A. SLACK COOS BAY, OREGON STATE OF OREGON

PROJECT NO.: **25.020**

FIRST BAPTIST CHURCH OF GOLD BEACH REMODEL

29755 TURNER ST
GOLD BEACH, OR, 97444

PERMITTING

REVISIONS:

#	DATE	DESCRIPTION

DATE: JAN/2026

SHEET TITLE:
CODE SUMMARY

G0.1

GENERAL SYMBOLS / ABBREVIATIONS

LEGEND - PLAN SYMBOLS

- 1 / A-101 ? — BUILDING SECTION SYMBOL
- 1 / A-101 — DETAIL SYMBOL
- 1 / A-101 — ENLARGED PLAN SYMBOL
- A-211 ? — EXTERIOR ELEVATION SYMBOL
- ROOM NAME / 000 — ROOM NAME AND NUMBER
- 1 — WALL TYPE IDENTIFICATION
- 1 — WINDOW IDENTIFICATION
- ? — DOOR IDENTIFICATION
- 1 HOUR FIRE RATED WALL
- F.E. — FIRE EXTINGUISHER - SURFACE MOUNT
- F.E.C. — FIRE EXTINGUISHER CABINET AND FIRE EXTINGUISHER - SEMI-RECESSED
- FD — FLOOR DRAIN
- ? — GRID LINES
- XXX / X' - X" — LEVEL OR SPOT ELEVATIONS
- ? / ? — CEILING HEIGHT & FINISH

ABBREVIATIONS

ABBREVIATIONS ABOVE ARE FOR ARCHITECTURAL SHEETS ONLY.

∠	ANGLE
@	AT
&	AND
~	APPROXIMATELY
#	NUMBER
<	LESS THAN
>	GREATER THAN
AB	ANCHOR BOLT
AC	ACOUSTIC / ASPHALT CONCRETE
ACT	ACOUSTIC CEILING TILE
AD	AREA DRAIN
ADD	ADDITIONAL
ADJ	ADJUSTABLE
AFF	ABOVE FINISH FLOOR
AHU	AIR HANDLING UNIT
AL	ALUMINUM
ALT	ALTERNATE
APPROX	APPROXIMATE
ARCH	ARCHITECTURAL
BB	BOND BEAM
BD	BOARD
BF	BOTH FACES
BLDG	BUILDING
BLKG	BLOCKING
BLK	BLOCK
BM	BEAM/BENCH MARK
BOT	BOTTOM
BRKT	BRACKET
BTWN	BETWEEN
CAB	CABINET
CER	CERAMIC
CFCI	CONTRACTOR FURNISHED, CONTRACTOR INSTALLED
CG	CORNER GUARD
CH	COAT HOOK
CIP	CAST IN PLACE
CJ	CONTROL JOINT / CONSTRUCTION JOINT
CLG	CEILING
CLR	CLEAR
COL	COLUMN
COMB	COMBINATION
COMP	COMPOSITION
CMU	CONCRETE MASONRY UNIT
CONC	CONCRETE
CONT	CONTINUOUS
CORR	CORRIDOR
CPT	CARPET
CR	CARD READER
CW	COLD WATER
D	DEPTH
DBL	DOUBLE
DF	DRINKING FOUNTAIN
DIA	DIAMETER
DIAG	DIAGONAL
DIM	DIMENSION
DIV	DIVISION
DN	DOWN
DS	DOWNSPOUT
DWG	DRAWING
DWL	DOWEL
(E)	EXISTING
EA	EACH
EF	EACH FACE
EJ	EXPANSION JOINT
EL	ELEVATION
ELEC	ELECTRICAL
ELEV	ELEVATOR / ELEVATION
EMBED	EMBEDDED
EQ	EQUAL
EQUIP	EQUIPMENT
ETR	EXISTING TO REMAIN
EW	EACH WAY
EXP	EXPANSION
EXT	EXTERIOR
FA	FIELD ADJUSTABLE
FV	FIELD VERIFY
FD	FLOOR DRAIN
FDN	FOUNDATION
FEC	FIRE EXTINGUISHER CABINET
FHC	FIRE HOSE CABINET
FF	FINISH FLOOR
FIN	FINISH
FLR	FLOOR
FLEX	FLEXIBLE
FOS	FACE OF STUD
FP	FIREPROOF / FIRE PROTECTION
FR	FIRE RETARDANT
FT	FEET
FTG	FOOTING
GA	GAUGE
GAL	GALLON
GALV	GALVANIZED
GB	GRAB BAR
GEN	GENERAL
GFRC	GLASS FIBER REINFORCED CONCRETE
GFRG	GLASS FIBER REINFORCED GYPSUM
GLB	GLUE LAMINATED BEAM
GWB	GYPSUM WALL BOARD
GYP	GYPSUM
H	HEIGHT
HDWD	HARDWOOD
HK	HOOK
HM	HOLLOW METAL
HP	HIGH POINT
HT	HEIGHT
HVAC	HEATING VENTILATION AND AIR CONDITIONING
ID	INSIDE DIAMETER
IN	INCHES
INFO	INFORMATION
INSUL	INSULATION
INT	INTERIOR
JAN	JANITOR
JT	JOINT
NA	NOT APPLICABLE
NIC	NOT IN CONTRACT
NO	NUMBER
NOM	NOMINAL
NTS	NOT TO SCALE
O/	OVER
OA	OVERALL
OC	ON CENTER
OD	OUTSIDE DIAMETER / OVERFLOW DRAIN
OFCI	OWNER FURNISHED, CONTRACTOR INSTALLED
OFF	OFFICE
OPNG	OPENING
OPP	OPPOSITE
OZ	OUNCE
PART	PARTITION
PC	PIECE
PERF	PERFORATED
PH	PHASE / PHILIPS HEAD
PL	PLATE / PROPERTY LINE
PLAM	PLASTIC LAMINATE
PLY'WD	PLYWOOD
PR	PAIR
PRE-FAB	PREFABRICATED
PRE-FIN	PRE-FINISHED
PSF	POUNDS PER SQUARE FOOT
PSI	POUNDS PER SQUARE INCH
PT	PRESSURE TREATED / PAINT / POINT
PTD	PAPER TOWEL DISPENSER
PVC	POLYVINYL CHLORIDE
QT	QUARRY TILE
QTY	QUANTITY
RAD	RADIUS
RB / RBR	RUBBER BASE
RCP	REFLECTED CEILING PLAN
RD	ROOF DRAIN
REC	RECESSED
REF	REFERENCE
REINF	REINFORCING
REQ'D	REQUIRED
RES	RESILIENT
RM	ROOM
RO	ROUGH OPENING
SA	SELF ADHERED
SAM	SELF ADHERED MEMBRANE
SAMF	SELF ADHERED MEMBRANE FLASHING
SCHD	SCHEDULE
SD	SOAP DISPENSER
SECT	SECTION
SF	SQUARE FOOT / SAND FLOAT
SHT	SHEET
SIM	SIMILAR
SND	SANITARY NAPKIN DISPENSER
SOG	SLAB ON GRADE
SPEC	SPECIFICATION
SQ	SQUARE
SS	STAINLESS STEEL
ST	STREET
STD	STANDARD
STL	STEEL
SUSP	SUSPENDED
SYM	SYMMETRICAL
T&B	TOP AND BOTTOM
T&G	TONGUE AND GROOVE
TD	TOWEL DISPENSER
TDW	TOWEL DISPENSER AND WASTE
TEMP	TEMPERATURE / TEMPERED
THK	THICK
TOC	TOP OF CURB / TOP OF CONCRETE
TOD	TOP OF DECK / TOP OF DUCT ELEVATION
TOF	TOP OF FOOTING
TOP	TOP OF PIPE ELEVATION
TOS	TOP OF SLAB / TOP OF STEEL
TOW	TOP OF WALL
TPD	TOILET PAPER DISPENSER
TPH	TOILET PAPER HOLDER
TRANS	TRANSVERSE
TYP	TYPICAL
UG	UNDERGROUND
UNO / UON	UNLESS NOTED OTHERWISE
VCT	VINYL COMPOSITION TILE
VERT	VERTICAL
VEST	VESTIBULE
W	WIDE FLANGE STEEL BEAM
W/	WITH
WD	WOOD
W/O	WITHOUT
WP	WEATHERPROOF
WR	WASTE RECEPTACLE / WATER RESISTANT
WRB	WATER RESISTIVE BARRIER
WWF	WELDED WIRE FABRIC

HGE ARCHITECTS

333 S. 4TH STREET
COOS BAY, OR 97420
P: 541.269.1166
general@hge1.com
www.hge1.com

REGISTERED ARCHITECT 2840 JOSEPH A. SLACK COOS BAY, OREGON STATE OF OREGON

PROJECT NO.: **25.020**

FIRST BAPTIST CHURCH OF GOLD BEACH REMODEL

29755 TURNER ST
GOLD BEACH, OR, 97444

PERMITTING

REVISIONS:

#	DATE	DESCRIPTION

DATE: JAN/2026

SHEET TITLE:
ABBREVIATIONS

G0.2

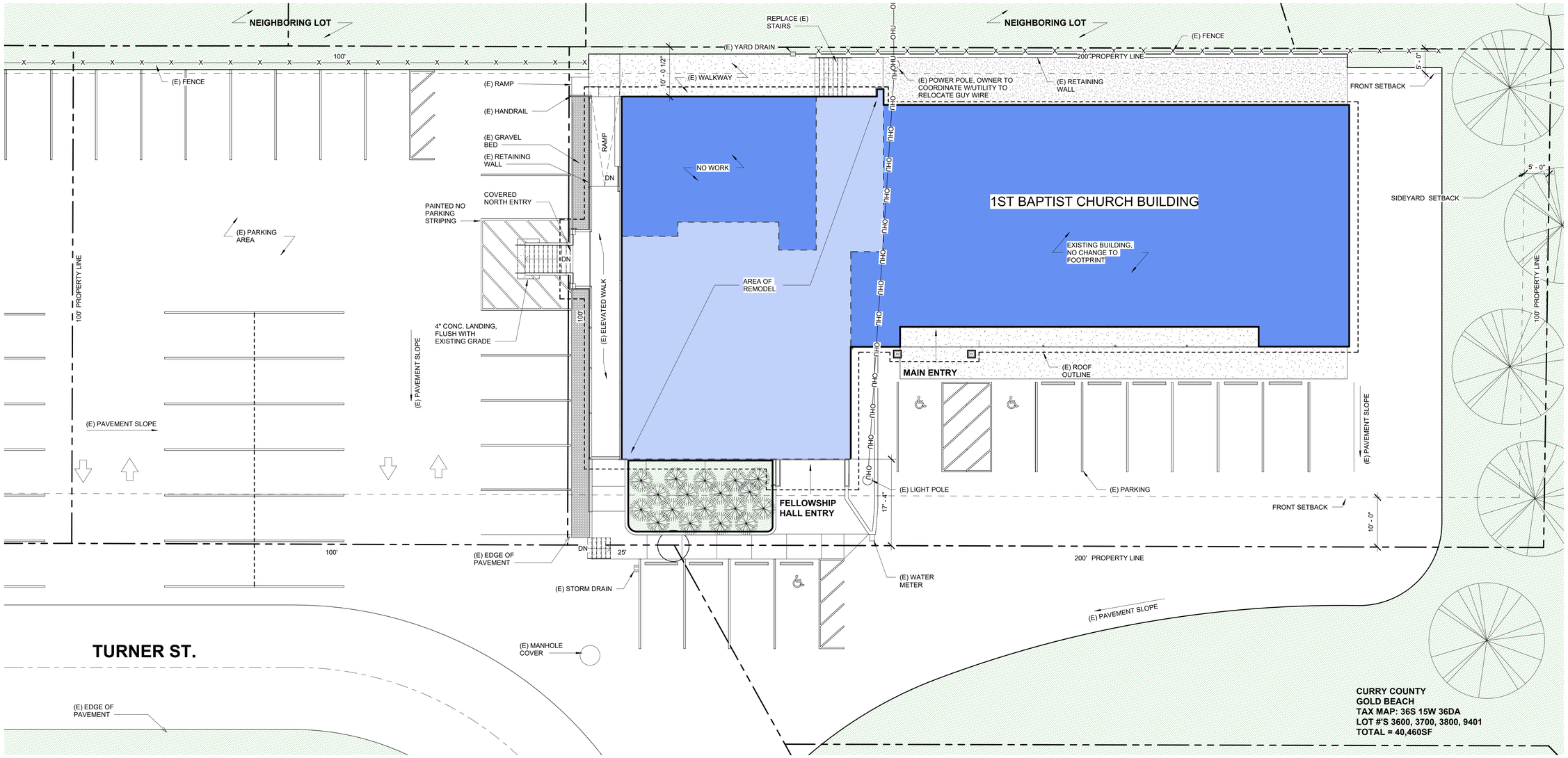

1 SITE PLAN
1" = 10'-0"

N

SITE PLAN LEGEND

- (E) BUILDING FOOTPRINT
- ASPHALT (E)
- CONC. SIDEWALK/ CURB
- PLANTER / LANDSCAPING
- (E) FENCE
- (E) OVERHEAD UTILITIES

HGE ARCHITECTS
333 S. 4TH STREET
COOS BAY, OR 97420
P: 541.269.1166
general@hge1.com
www.hge1.com

REGISTERED ARCHITECT 2840 JOSEPH A. SLACK COOS BAY, OREGON STATE OF OREGON

PROJECT NO.: **25.020**

FIRST BAPTIST CHURCH OF GOLD BEACH REMODEL

29755 TURNER ST
GOLD BEACH, OR, 97444

PERMITTING

REVISIONS:

#	DATE	DESCRIPTION

DATE: JAN/2026

SHEET TITLE:
SITE PLAN

A0.1

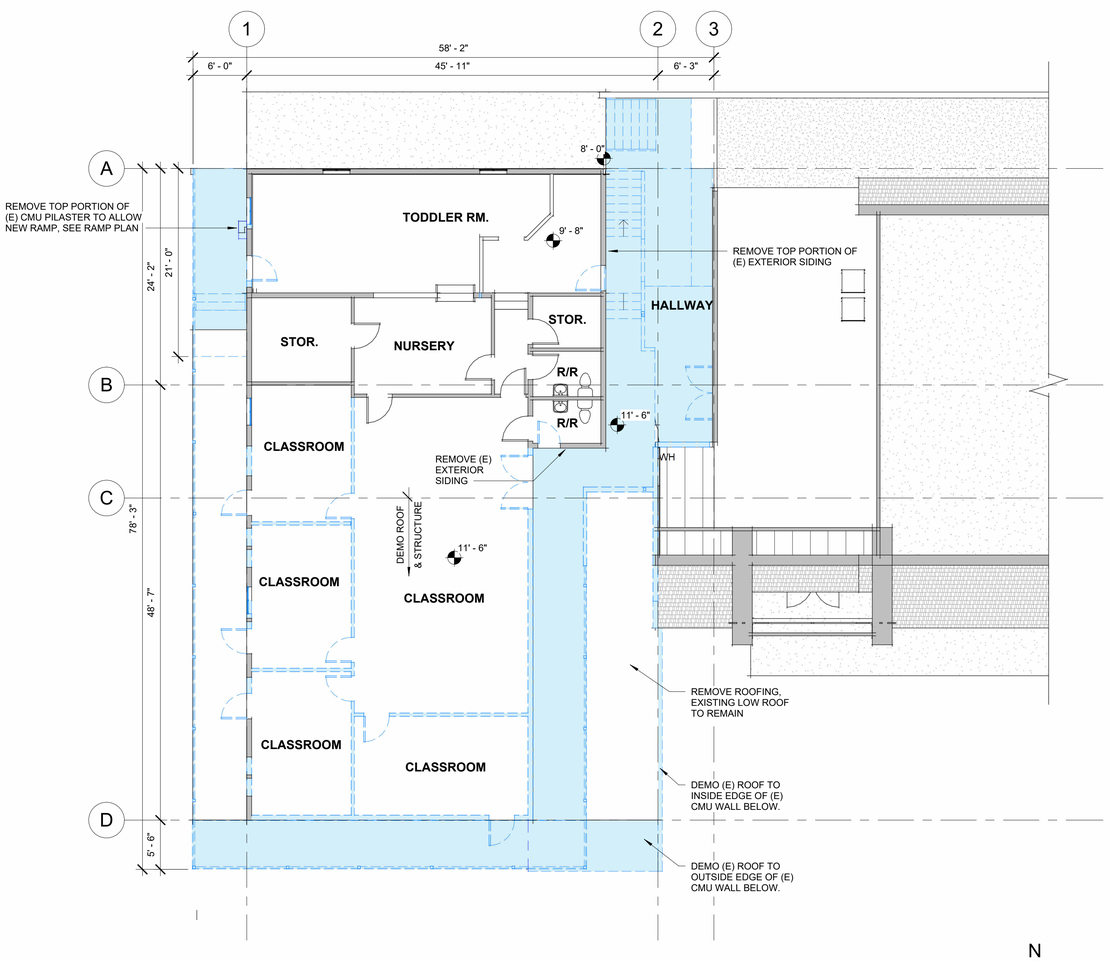

2 PARTIAL 2ND FLOOR DEMO

1/8" = 1'-0"

N

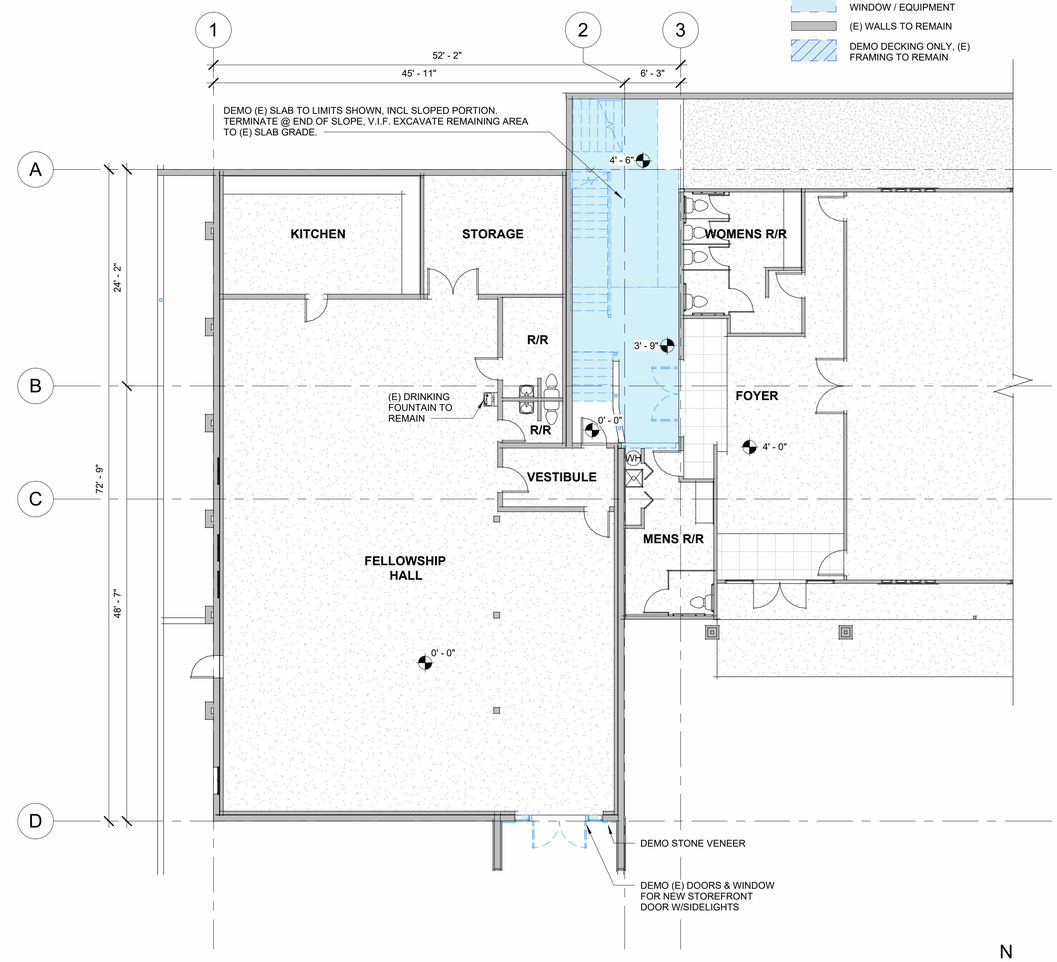

1 PARTIAL 1ST FLOOR DEMO

1/8" = 1'-0"

N

DEMO PLAN LEGEND

- DEMO: SLAB / WALL / DOOR / WINDOW / EQUIPMENT
- (E) WALLS TO REMAIN
- DEMO DECKING ONLY, (E) FRAMING TO REMAIN

HGE ARCHITECTS
333 S. 4TH STREET
COOS BAY, OR 97420
P: 541.269.1166
general@hge1.com
www.hge1.com

REGISTERED ARCHITECT 2840 JOSEPH A. SLACK COOS BAY, OREGON STATE OF OREGON

PROJECT NO.: 25.020

FIRST BAPTIST CHURCH OF GOLD BEACH REMODEL

29755 TURNER ST
GOLD BEACH, OR, 97444

PERMITTING

REVISIONS:

#	DATE	DESCRIPTION

DATE: JAN/2026

SHEET TITLE:
DEMO PLAN

A1.1

1/13/2026 4:31:03 PM H:\Architecture\Jobs\25.020 First Baptist Church Remodel 2025 - Gold Beach\1 Drawings\7_CAD & Revit\25.02 First Baptist Church Remodel -Preliminary Set.rvt

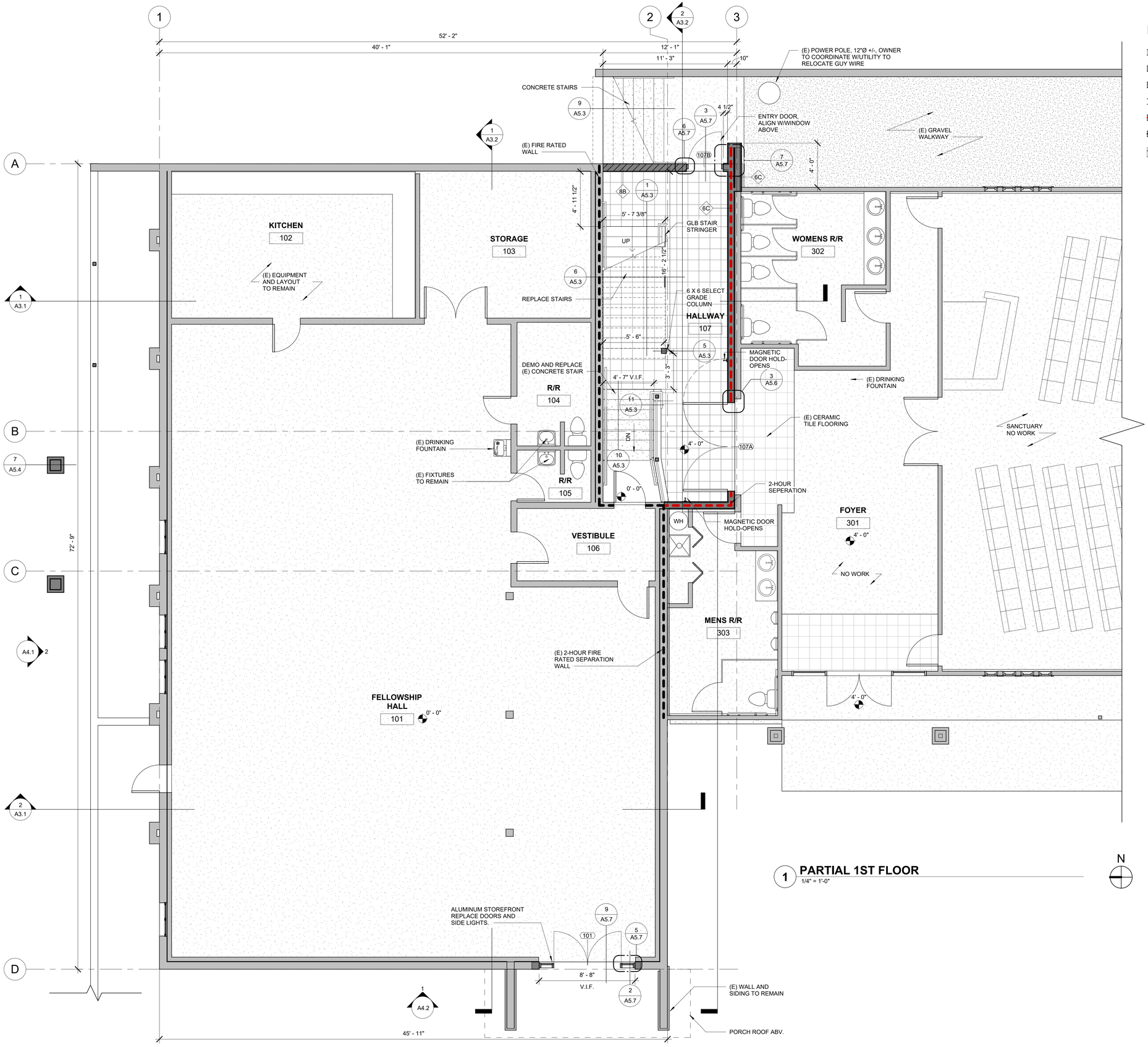

1 **PARTIAL 1ST FLOOR**
1/4" = 1'-0"

FLOOR PLAN LEGEND

- EXISTING WALLS TO REMAIN
- STUD WALLS, SEE A6.1 WALL TYPES
- CMU WALLS
- 1/2 HEIGHT WALLS
- FIRE RATED WALLS
- (E) FIRE RATED WALLS
- NEW SLAB
- 1A DOOR NUMBER, SEE SHEET A6.1
- 1 WINDOW TYPE, SEE SHEET A6.1

HGE ARCHITECTS
333 S. 4TH STREET
COOS BAY, OR 97420
P: 541.269.1166
general@hge1.com
www.hge1.com

REGISTERED ARCHITECT 2840 JOSEPH A. SLACK COOS BAY, OREGON STATE OF OREGON

PROJECT NO.: **25.020**

FIRST BAPTIST CHURCH OF GOLD BEACH REMODEL

29755 TURNER ST
GOLD BEACH, OR, 97444

PERMITTING

REVISIONS:

#	DATE	DESCRIPTION

DATE: JAN/2026

SHEET TITLE:
1ST FLOOR PLAN

A2.1

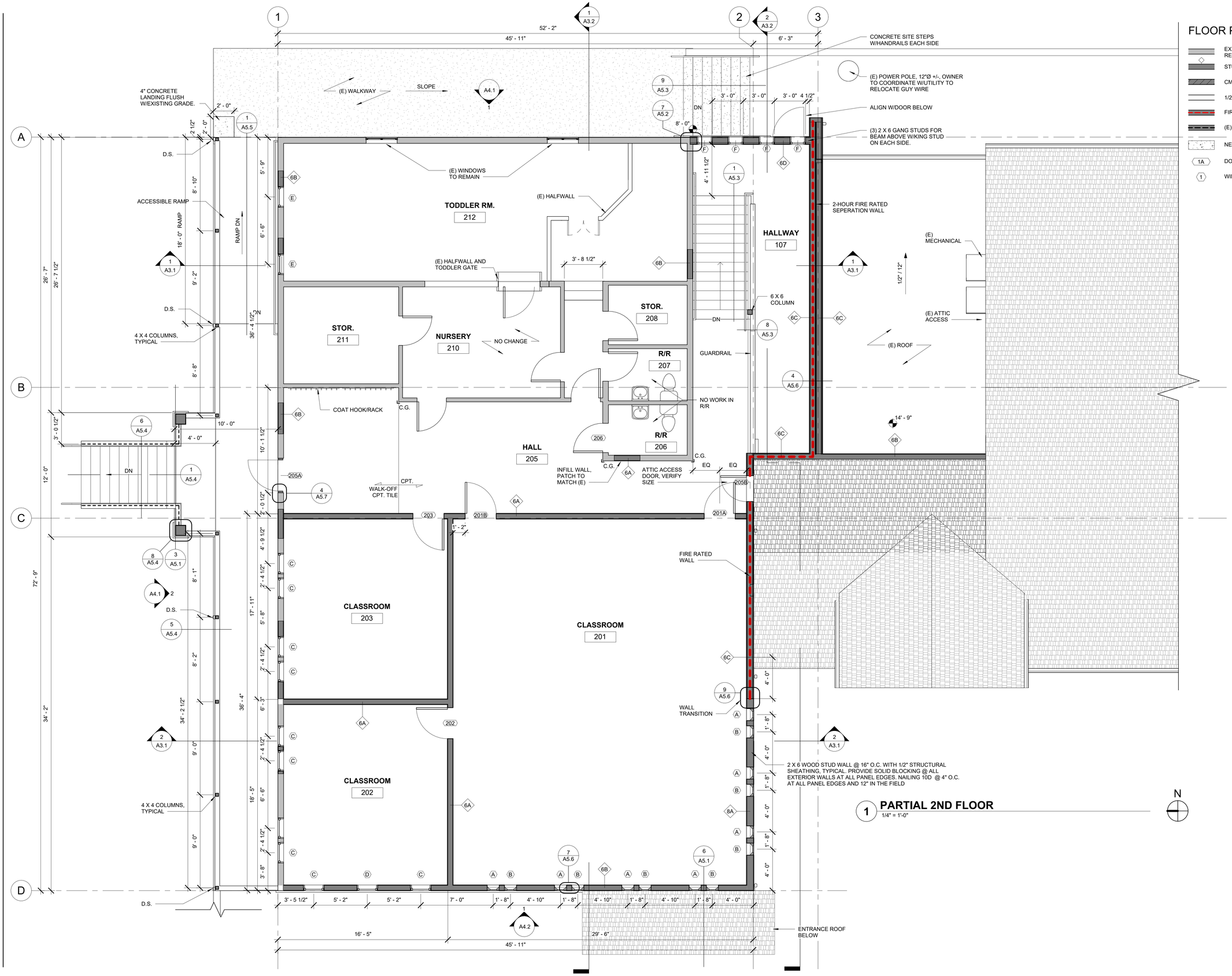

1 PARTIAL 2ND FLOOR
1/4" = 1'-0"

FLOOR PLAN LEGEND

- EXISTING WALLS TO REMAIN
- STUD WALLS, SEE A6.1 WALL TYPES
- CMU WALLS
- 1/2 HEIGHT WALLS
- FIRE RATED WALLS
- (E) FIRE RATED WALLS
- NEW SLAB
- 1A DOOR NUMBER, SEE SHEET A6.1
- 1 WINDOW TYPE, SEE SHEET A6.1

HGE ARCHITECTS
333 S. 4TH STREET
COOS BAY, OR 97420
P: 541.269.1166
general@hge1.com
www.hge1.com

REGISTERED ARCHITECT 2840 JOSEPH A. SLACK COOS BAY, OREGON STATE OF OREGON

PROJECT NO.: **25.020**

FIRST BAPTIST CHURCH OF GOLD BEACH REMODEL

29755 TURNER ST
GOLD BEACH, OR, 97444

PERMITTING

REVISIONS:

#	DATE	DESCRIPTION

DATE: JAN/2026

SHEET TITLE:
2ND FLOOR PLAN

A2.2

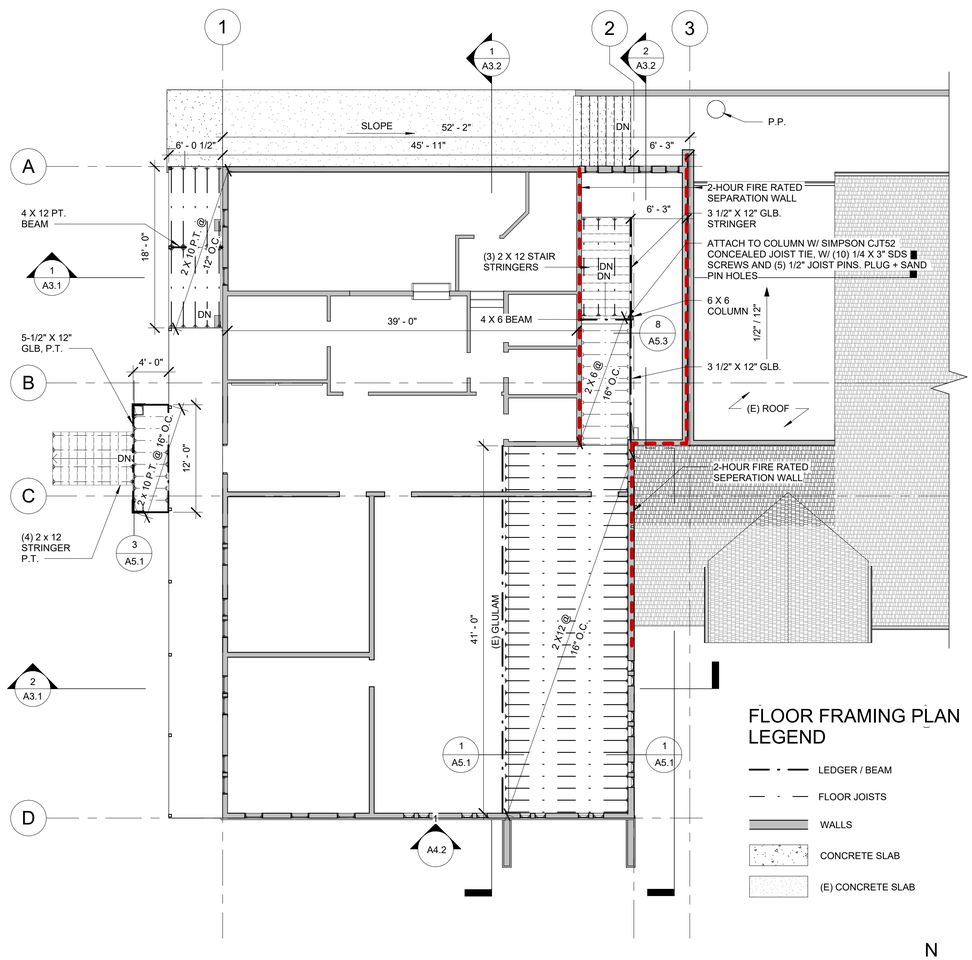

FLOOR FRAMING PLAN LEGEND

- LEDGER / BEAM
- FLOOR JOISTS
- WALLS
- CONCRETE SLAB
- (E) CONCRETE SLAB

2 PARTIAL 2ND FLOOR FRAMING PLAN

1/8" = 1'-0"

N

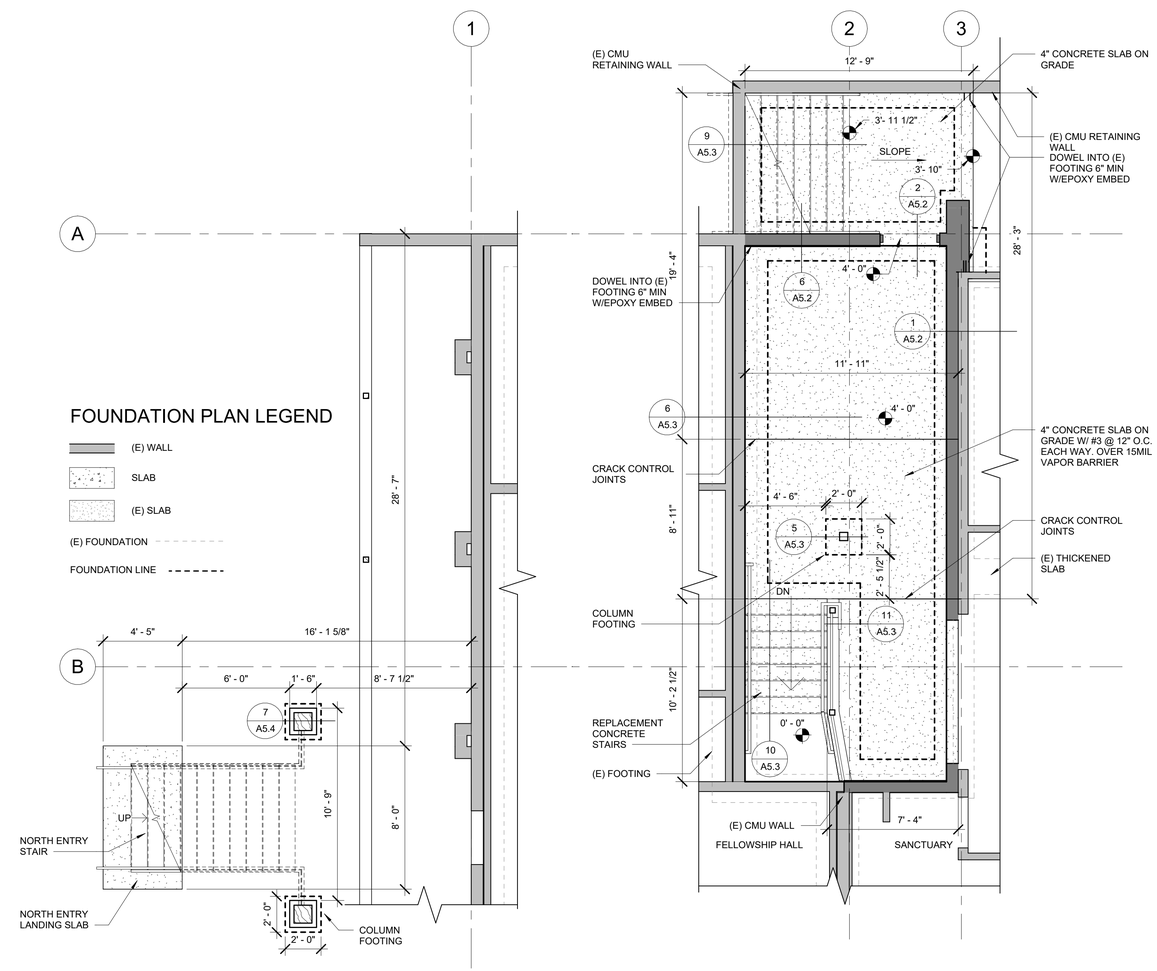

FOUNDATION PLAN LEGEND

- (E) WALL
- SLAB
- (E) SLAB
- (E) FOUNDATION
- FOUNDATION LINE

1 PARTIAL FOUNDATION PLAN

1/4" = 1'-0"

N

HGE ARCHITECTS

333 S. 4TH STREET
COOS BAY, OR 97420
P: 541.269.1166
general@hge1.com
www.hge1.com

REGISTERED ARCHITECT
2840
JOSEPH A. SLACK
COOS BAY, OREGON
STATE OF OREGON

PROJECT NO.: **25.020**

FIRST BAPTIST CHURCH OF GOLD BEACH REMODEL

29755 TURNER ST
GOLD BEACH, OR, 97444

PERMITTING

REVISIONS:

#	DATE	DESCRIPTION

DATE: JAN/2026

SHEET TITLE:
FLOOR FRAMING PLAN + FOUNDATION PLAN

A2.3

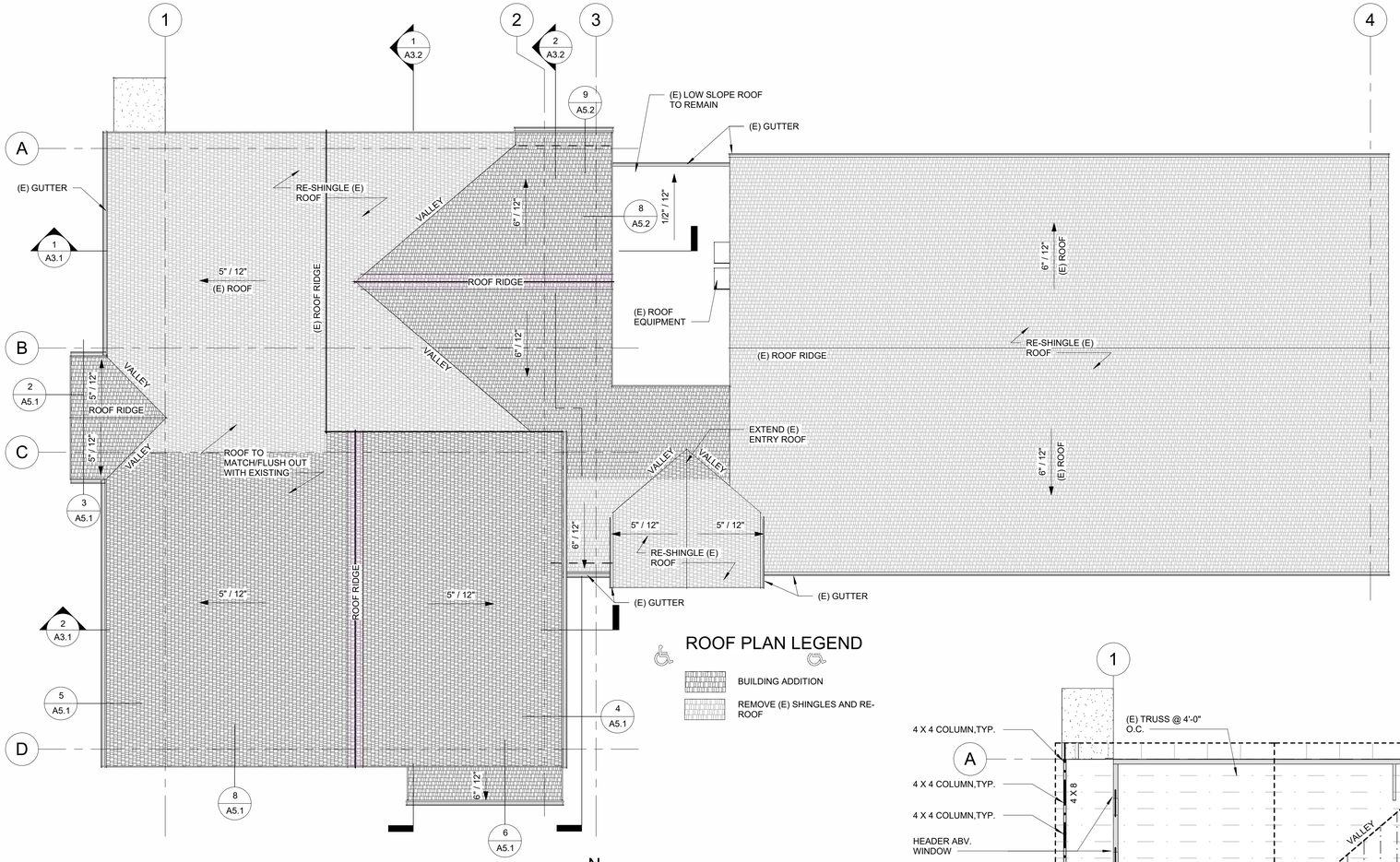

2 ROOF PLAN
1/8" = 1'-0"

ROOF PLAN LEGEND

- BUILDING ADDITION
- REMOVE (E) SHINGLES AND RE-ROOF

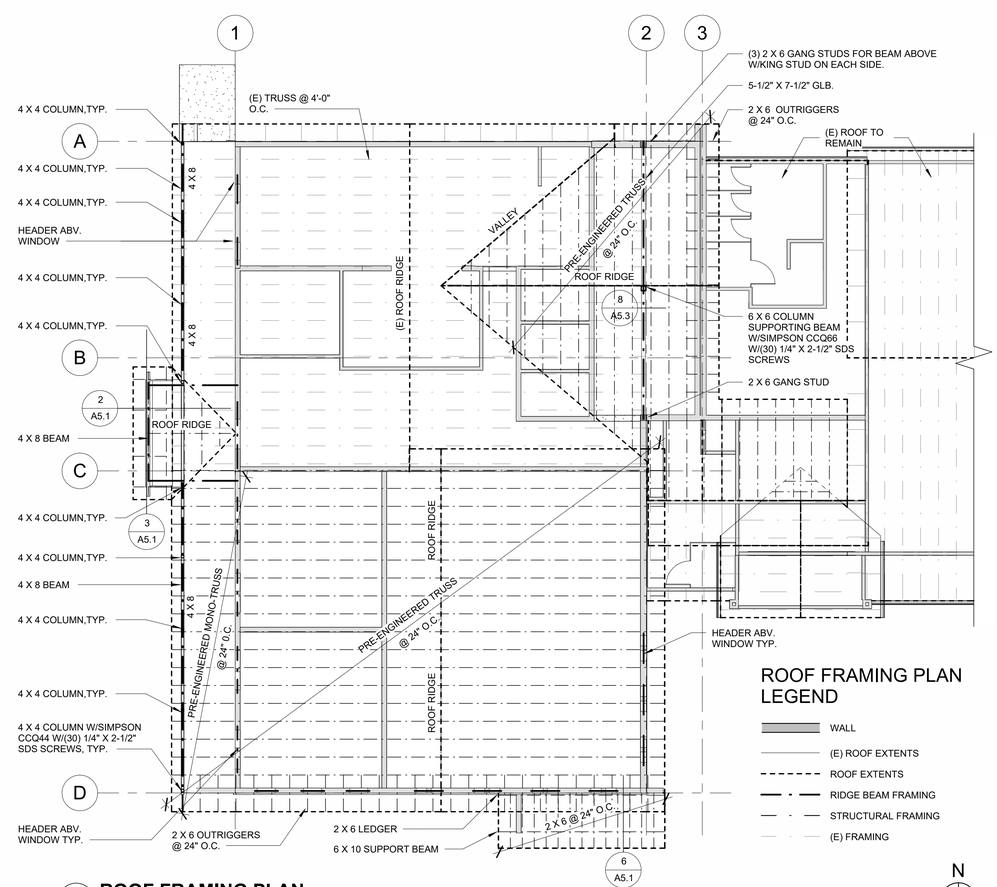

ROOF FRAMING PLAN LEGEND

- WALL
- (E) ROOF EXTENTS
- ROOF EXTENTS
- RIDGE BEAM FRAMING
- STRUCTURAL FRAMING
- (E) FRAMING

1 ROOF FRAMING PLAN
1/8" = 1'-0"

HGE ARCHITECTS
333 S. 4TH STREET
COOS BAY, OR 97420
P: 541.269.1166
general@hge1.com
www.hge1.com

REGISTERED ARCHITECT 2840 JOSEPH A. SLACK COOS BAY, OREGON STATE OF OREGON

PROJECT NO.: **25.020**

FIRST BAPTIST CHURCH OF GOLD BEACH REMODEL

29755 TURNER ST
GOLD BEACH, OR, 97444

PERMITTING

REVISIONS:

#	DATE	DESCRIPTION

DATE: JAN/2026

SHEET TITLE:
ROOF PLAN + ROOF FRAMING PLAN

A2.4

1/13/2026 4:31:11 PM H:\Architecture\Jobs\25.020 First Baptist Church Remodel 2025 - Gold Beach\1 Drawings\7_CAD & Revit\25.02 First Baptist Church Remodel -Preliminary Set.rvt

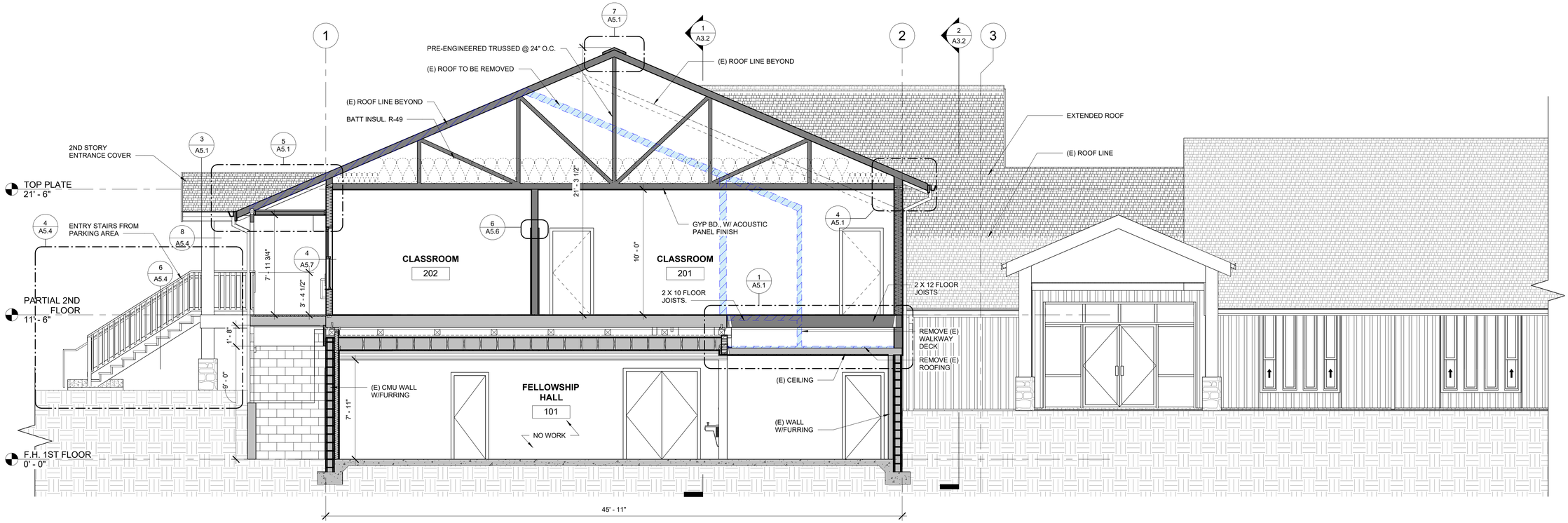

2 N/S SECTION
1/4" = 1'-0"

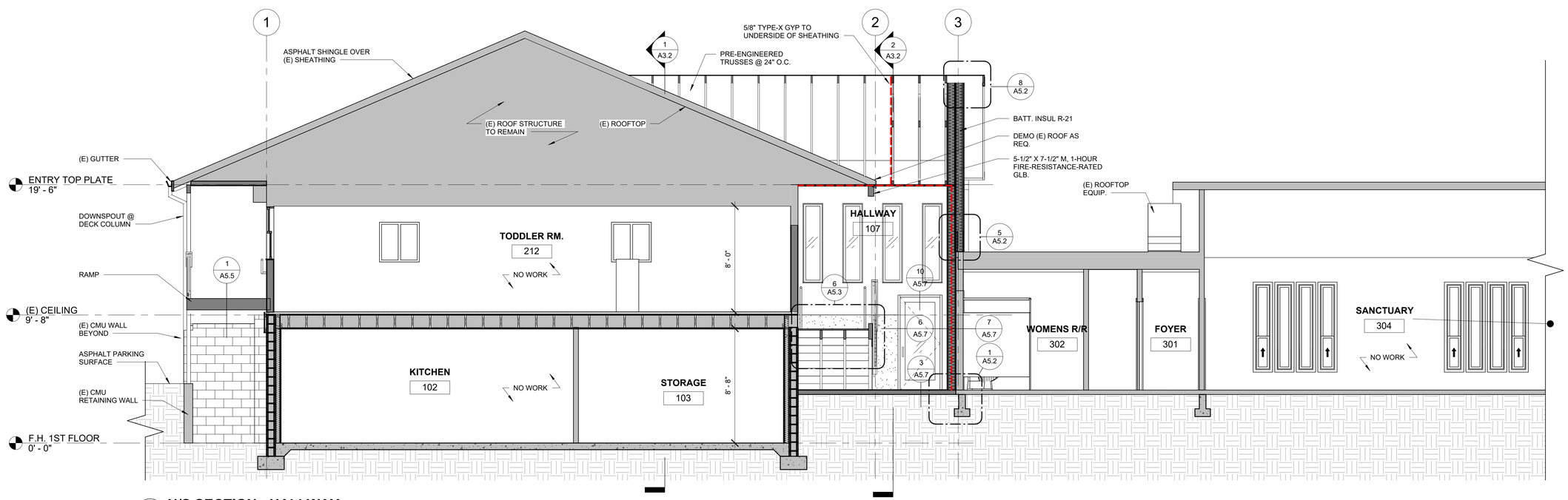

1 N/S SECTION - HALLWAY
1/4" = 1'-0"

HGE ARCHITECTS
333 S. 4TH STREET
COOS BAY, OR 97420
P: 541.269.1166
general@hge1.com
www.hge1.com

REGISTERED ARCHITECT 2840 JOSEPH A. SLACK COOS BAY, OREGON STATE OF OREGON

PROJECT NO.: **25.020**

FIRST BAPTIST CHURCH OF GOLD BEACH REMODEL

29755 TURNER ST
GOLD BEACH, OR, 97444

PERMITTING

REVISIONS:

#	DATE	DESCRIPTION

DATE: JAN/2026

SHEET TITLE:
BUILDING SECTIONS

A3.1

1/13/2026 4:31:13 PM H:\Architecture\Jobs\25.020 First Baptist Church Remodel 2025 - Gold Beach\1 Drawings\7_CAD & Revit\25.02 First Baptist Church Remodel -Preliminary Set.rvt

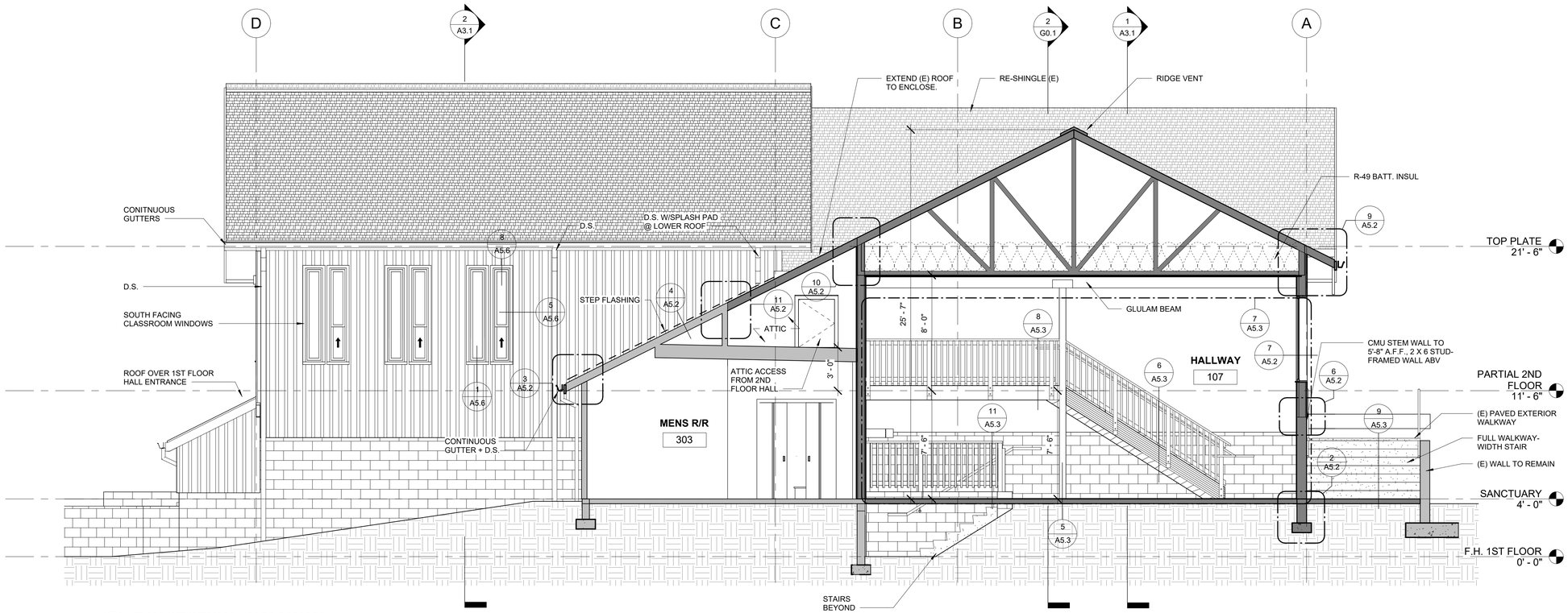

2 E/W SECTION - HALLWAY

1/4" = 1'-0"

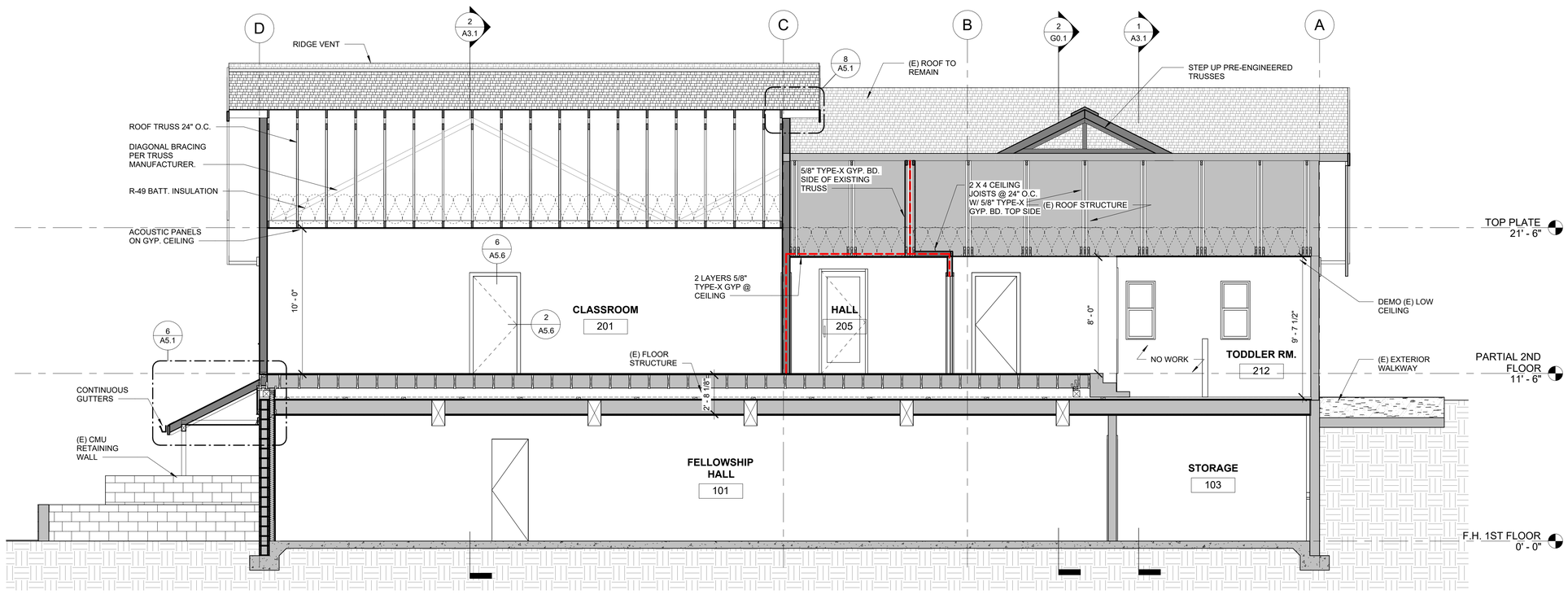

1 E/W SECTION

1/4" = 1'-0"

HGE ARCHITECTS

333 S. 4TH STREET
COOS BAY, OR 97420
P: 541.269.1166
general@hge1.com
www.hge1.com

REGISTERED ARCHITECT 2840 JOSEPH A. SLACK COOS BAY, OREGON STATE OF OREGON

PROJECT NO.: **25.020**

FIRST BAPTIST CHURCH OF GOLD BEACH REMODEL

29755 TURNER ST
GOLD BEACH, OR, 97444

PERMITTING

REVISIONS:

#	DATE	DESCRIPTION

DATE: JAN/2026

SHEET TITLE:
BUILDING SECTIONS

A3.2

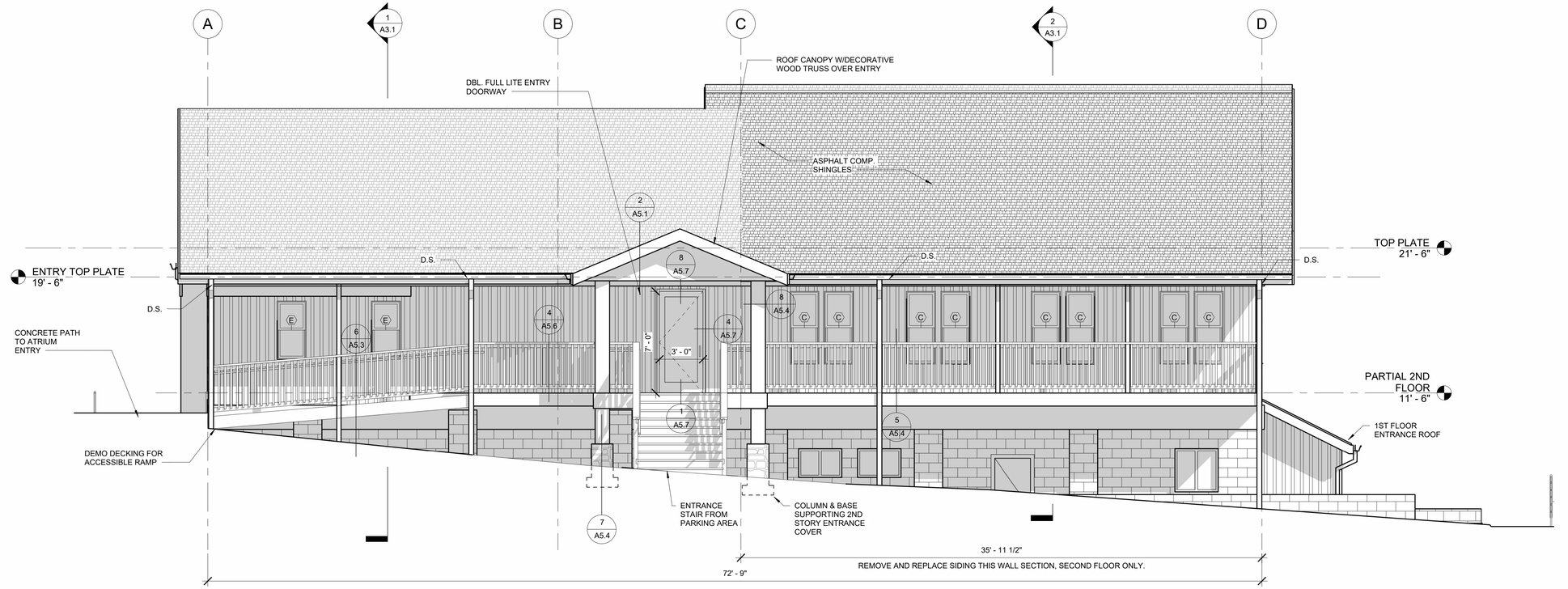

2 NORTH
1/4" = 1'-0"

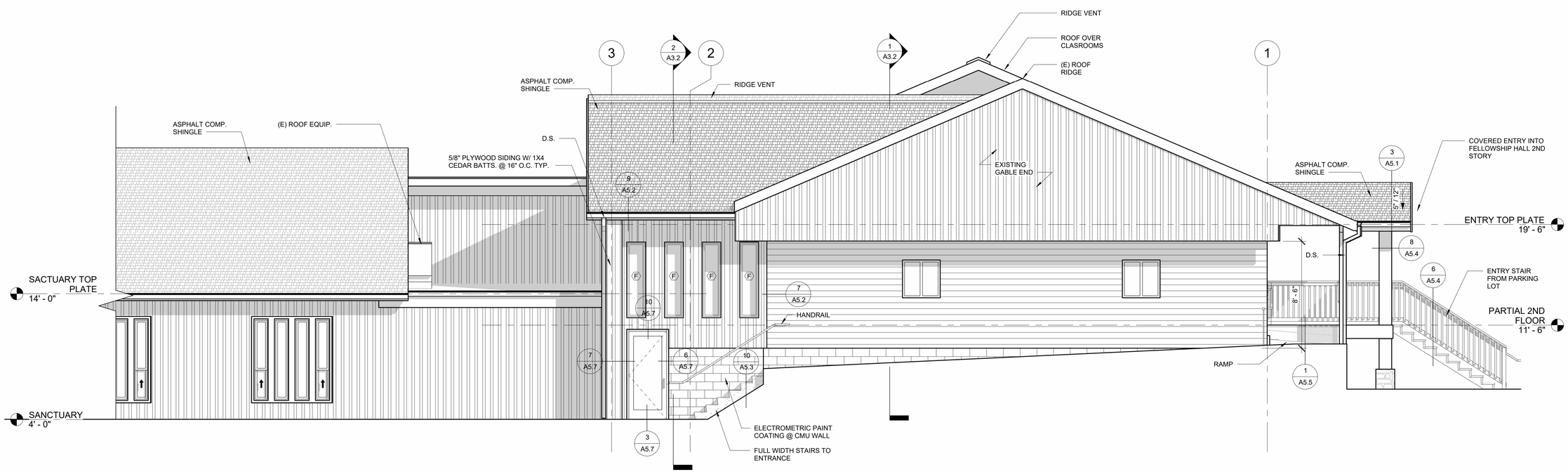

1 EAST
1/4" = 1'-0"

HGE ARCHITECTS
333 S. 4TH STREET
COOS BAY, OR 97420
P: 541.269.1166
general@hge1.com
www.hge1.com

REGISTERED ARCHITECT 2840 JOSEPH A. SLACK COOS BAY, OREGON STATE OF OREGON

PROJECT NO.: **25.020**

FIRST BAPTIST CHURCH OF GOLD BEACH REMODEL

29755 TURNER ST
GOLD BEACH, OR, 97444

PERMITTING

REVISIONS:

#	DATE	DESCRIPTION

DATE: JAN/2026

SHEET TITLE:
BUILDING ELEVATIONS

A4.1

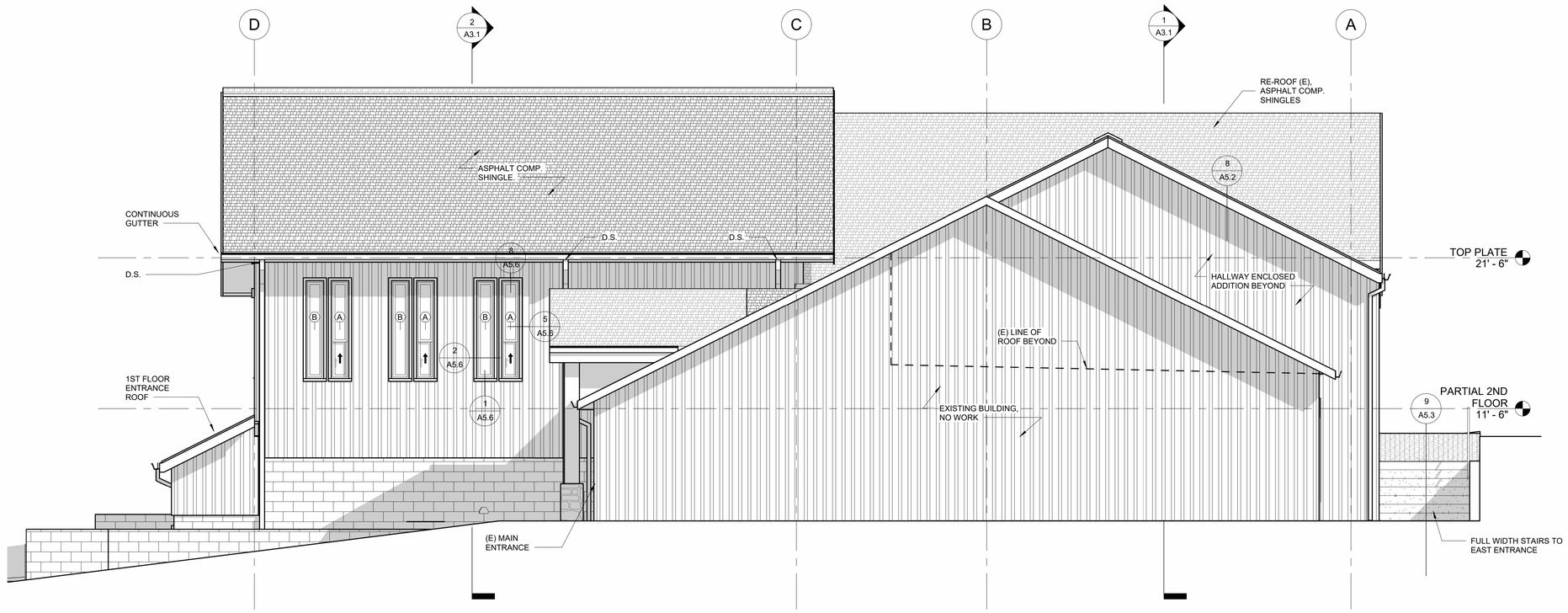

2 SOUTH
1/4" = 1'-0"

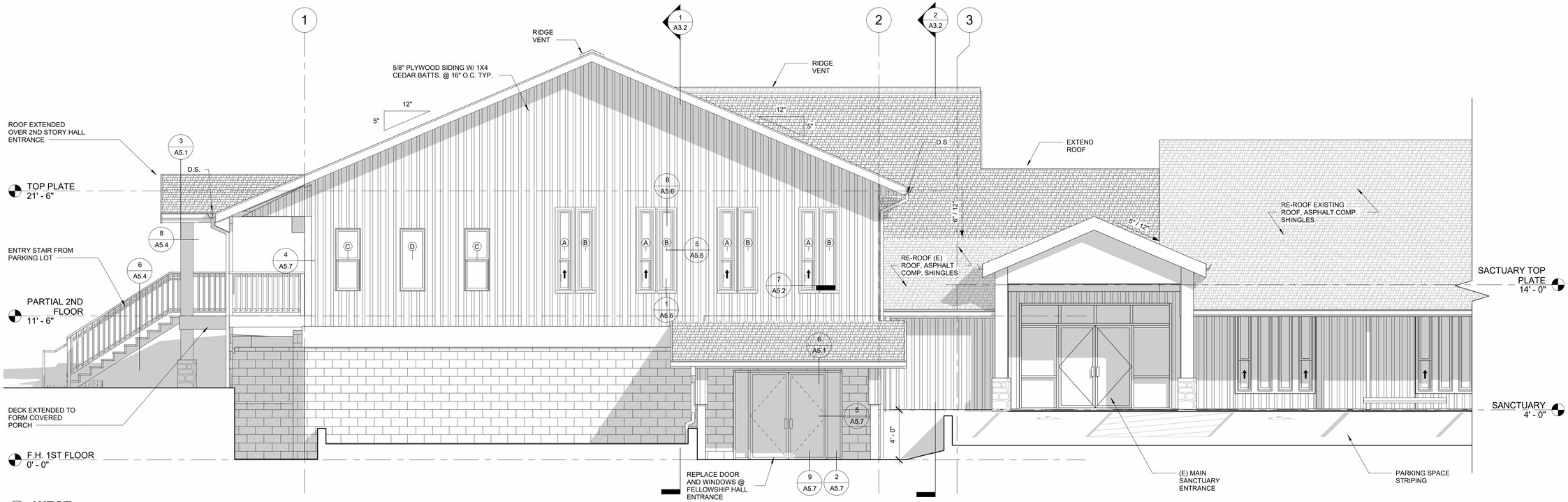

1 WEST
1/4" = 1'-0"

HGE ARCHITECTS
333 S. 4TH STREET
COOS BAY, OR 97420
P: 541.269.1166
general@hge1.com
www.hge1.com

REGISTERED ARCHITECT 2840 JOSEPH A. SLACK COOS BAY, OREGON STATE OF OREGON

PROJECT NO.: **25.020**

FIRST BAPTIST CHURCH OF GOLD BEACH REMODEL

29755 TURNER ST
GOLD BEACH, OR, 97444

PERMITTING

REVISIONS:

#	DATE	DESCRIPTION

DATE: JAN/2026

SHEET TITLE:
BUILDING ELEVATIONS

A4.2

1/13/2026 4:31:24 PM H:\Architecture\Jobs\25.020 First Baptist Church Remodel 2025 - Gold Beach\1 Drawings\7_CAD & Revit\25.02 First Baptist Church Remodel -Preliminary Set.rvt

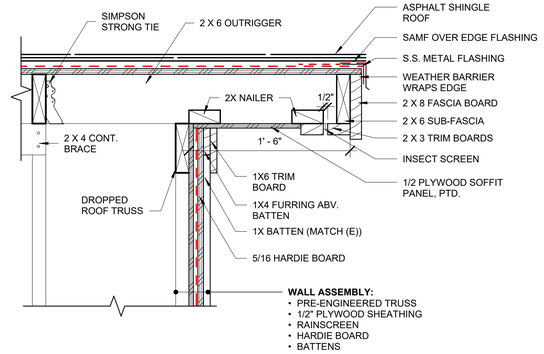

8 CLASSROOM/HALLWAY ROOF RAKE
1 1/2" = 1'-0"

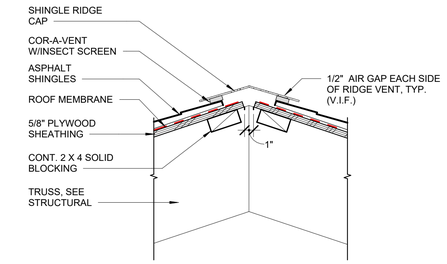

7 ROOF RIDGE VENT
1 1/2" = 1'-0"

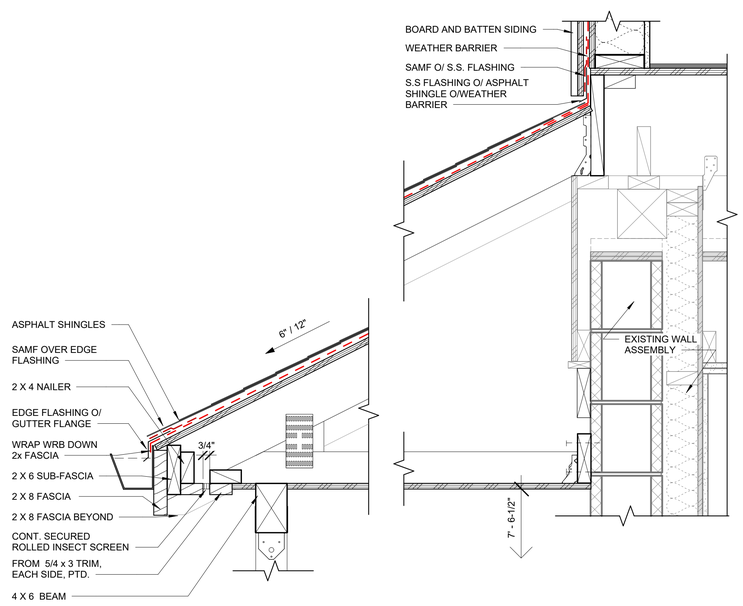

6 FELLOWSHIP HALL ENTRANCE
1 1/2" = 1'-0"

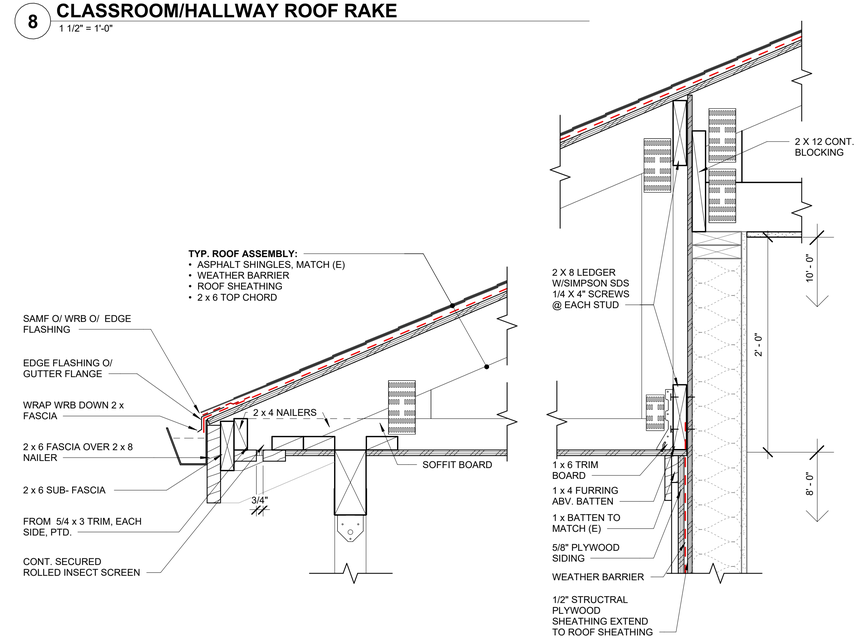

5 DECK EAVE - DECK EAVE
1 1/2" = 1'-0"

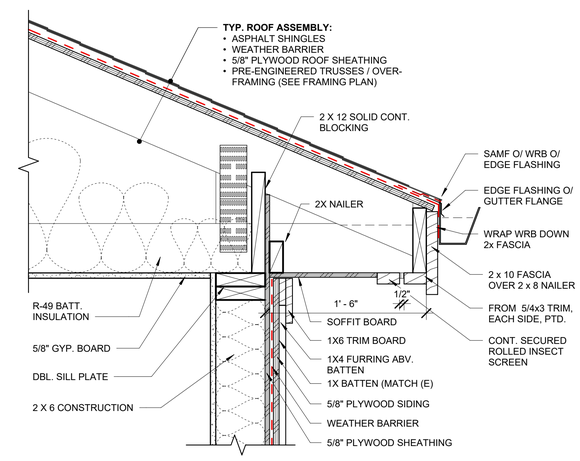

4 CLASSROOM ROOF EAVE
1 1/2" = 1'-0"

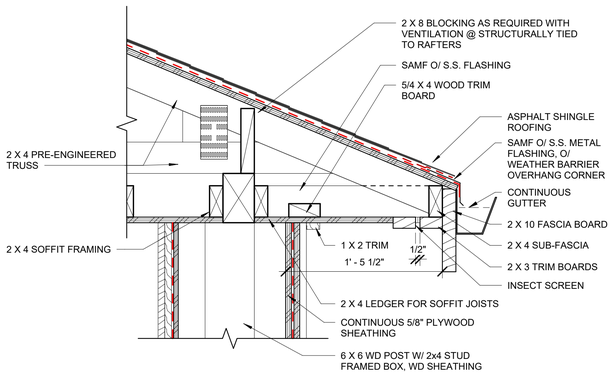

3 NORTH ENTRANCE EAVE
1 1/2" = 1'-0"

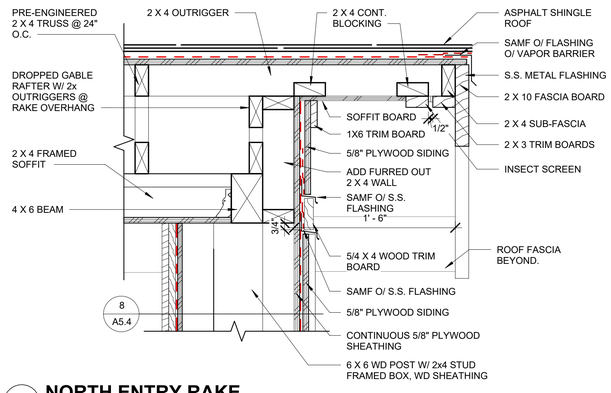

2 NORTH ENTRY RAKE
1 1/2" = 1'-0"

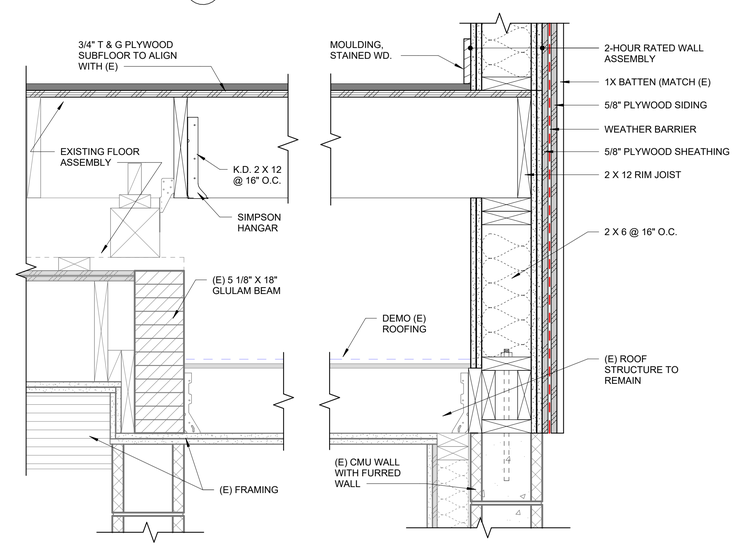

1 2ND FLOOR ADDITION @ SOUTH WALL
1 1/2" = 1'-0"

HGE ARCHITECTS
333 S. 4TH STREET
COOS BAY, OR 97420
P: 541.269.1166
general@hge1.com
www.hge1.com

REGISTERED ARCHITECT 2840 JOSEPH A. SLACK COOS BAY, OREGON STATE OF OREGON

PROJECT NO.: **25.020**

FIRST BAPTIST CHURCH OF GOLD BEACH REMODEL

29755 TURNER ST
GOLD BEACH, OR, 97444

PERMITTING

REVISIONS:

#	DATE	DESCRIPTION

DATE: JAN/2026

SHEET TITLE:
DETAILS - ENVELOPE

A5.1

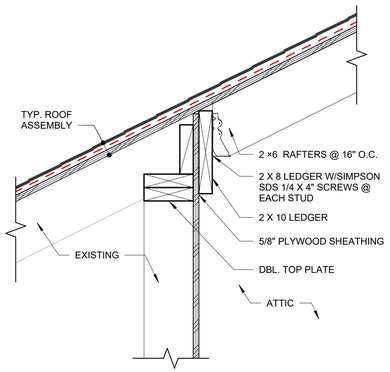

11 (E) ROOF EXTENSION
1 1/2" = 1'-0"

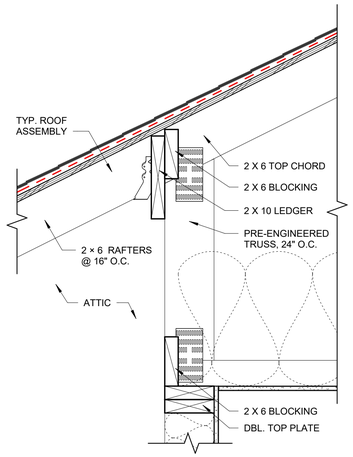

10 HALLWAY ROOF JOIN
1 1/2" = 1'-0"

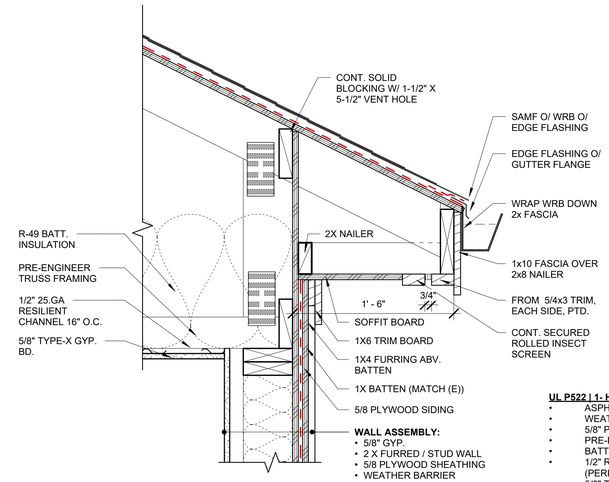

9 HALLWAY ROOF EAVE
1 1/2" = 1'-0"

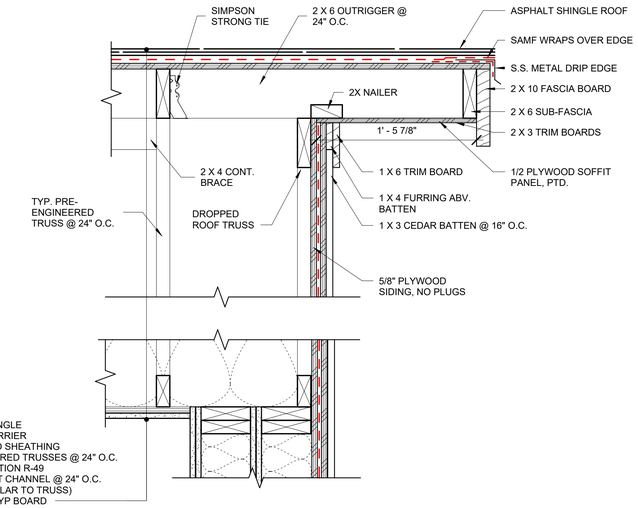

8 HALLWAY ROOF RAKE
1 1/2" = 1'-0"

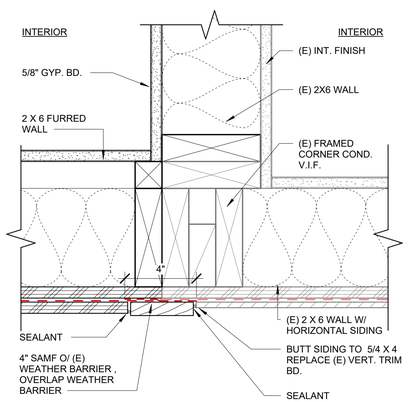

7 HALLWAY WALL CONNECTION
3" = 1'-0"

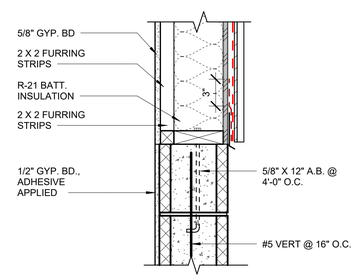

6 WALL TRANSITION @ CMU WALL
1 1/2" = 1'-0"

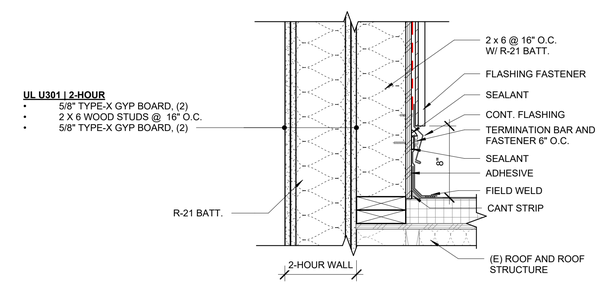

5 HALLWAY RATED ASSEMBLY
1 1/2" = 1'-0"

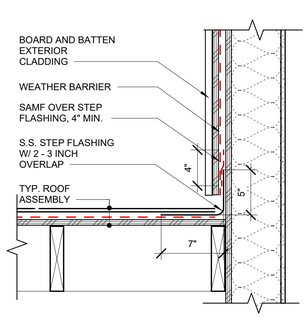

4 STEP FLASHING
1 1/2" = 1'-0"

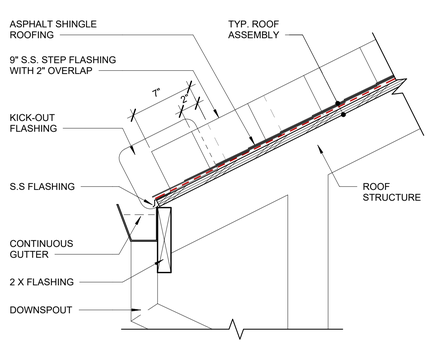

3 KICKOUT FLASHING @ ROOF/WALL
1 1/2" = 1'-0"

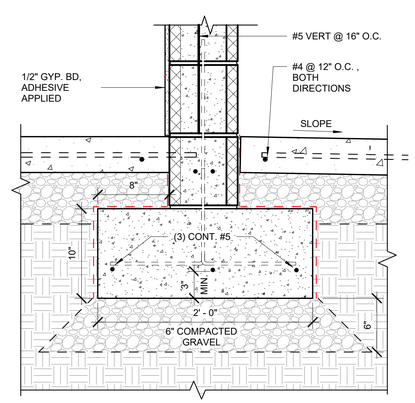

2 FOUNDATION
1 1/2" = 1'-0"

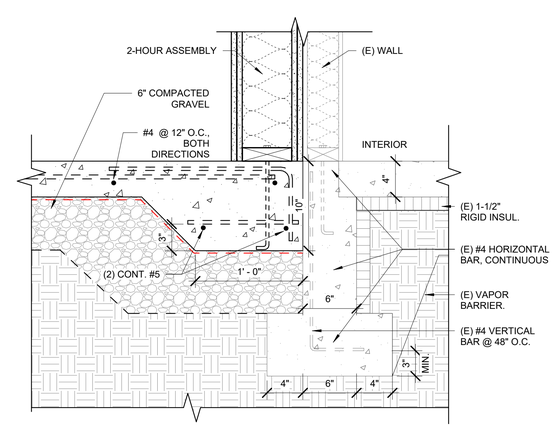

1 SLAB EDGE ON (E) FOOTING
1 1/2" = 1'-0"

HGE ARCHITECTS
333 S. 4TH STREET
COOS BAY, OR 97420
P: 541.269.1166
general@hge1.com
www.hge1.com

REGISTERED ARCHITECT 2840 JOSEPH A. SLACK COOS BAY, OREGON STATE OF OREGON

PROJECT NO.: **25.020**

FIRST BAPTIST CHURCH OF GOLD BEACH REMODEL

29755 TURNER ST
GOLD BEACH, OR, 97444

PERMITTING

REVISIONS:

#	DATE	DESCRIPTION

DATE: JAN/2026

SHEET TITLE:
DETAILS - ENVELOPE

A5.2

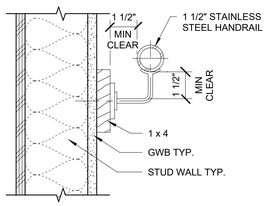

12 HANDRAIL DETAIL
3" = 1'-0"

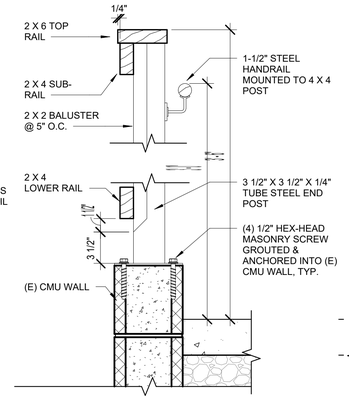

11 HALLWAY GUARDRAIL
1 1/2" = 1'-0"

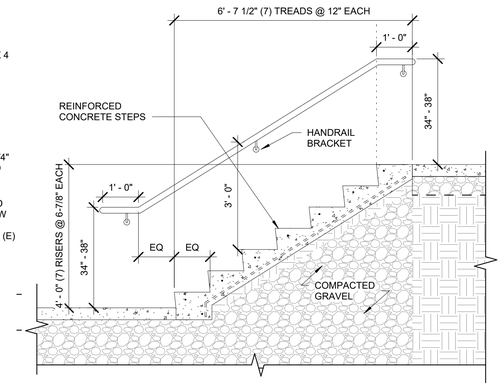

10 INTERIOR CONCRETE STAIR
1/2" = 1'-0"

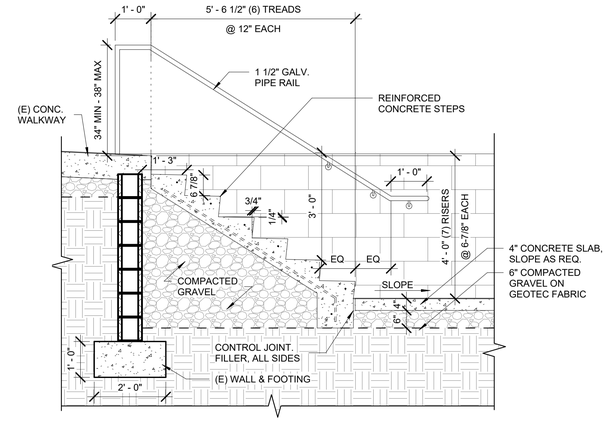

9 EAST ENTRY STAIR
1/2" = 1'-0"

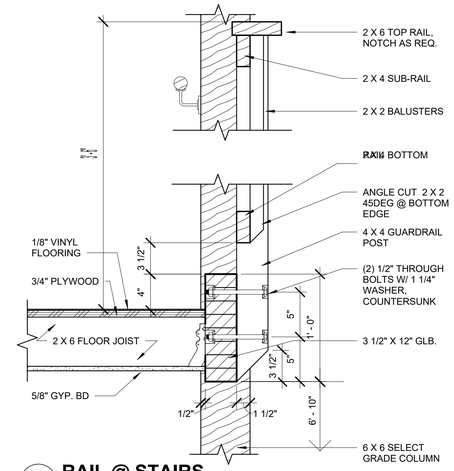

8 RAIL @ STAIRS
1 1/2" = 1'-0"

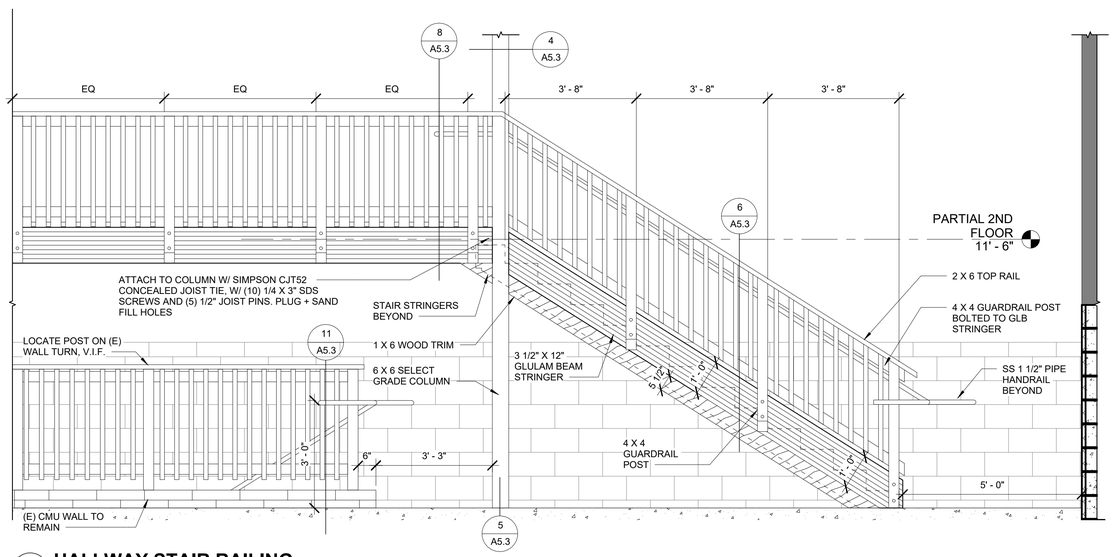

7 HALLWAY STAIR RAILING
1/2" = 1'-0"

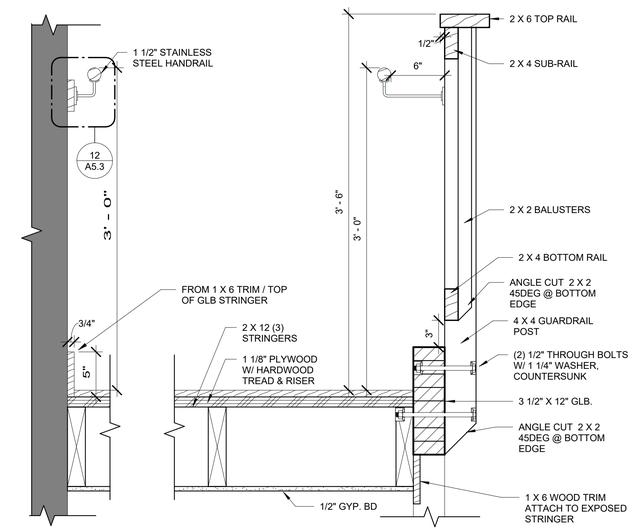

6 HALLWAY STAIR SECTION
1 1/2" = 1'-0"

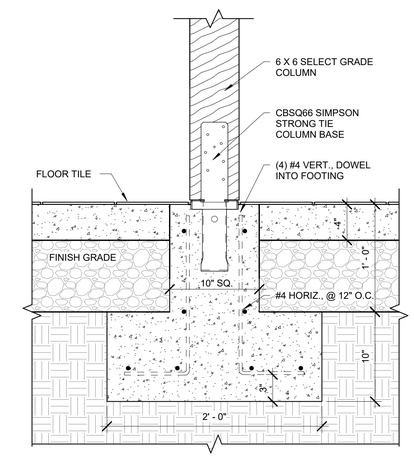

5 HALLWAY COLUMN FOOTING
1 1/2" = 1'-0"

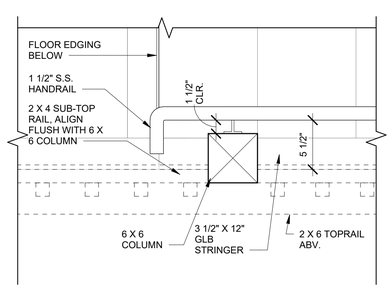

4 HALLWAY HANDRAIL
1 1/2" = 1'-0"

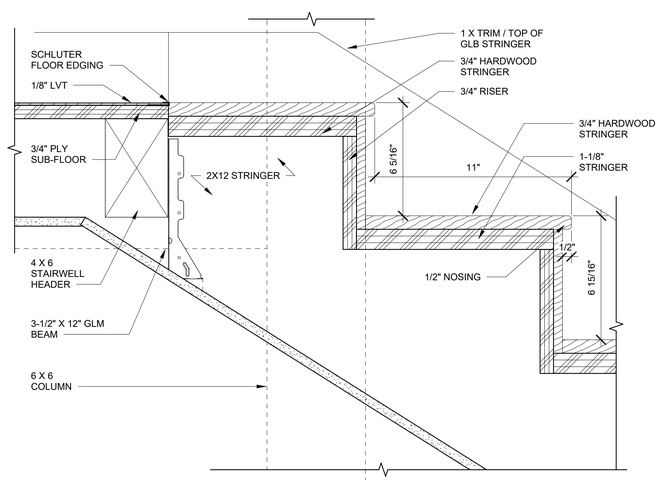

3 INTERIOR STAIR HEADER
3" = 1'-0"

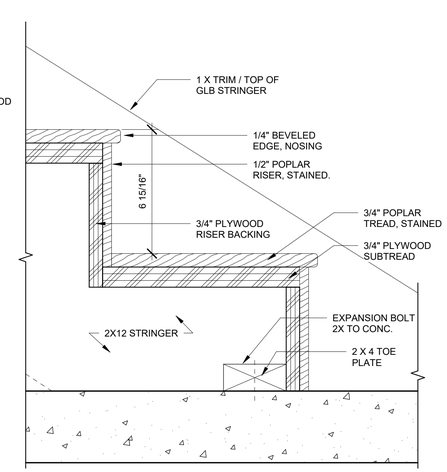

2 INTERIOR STAIR LANDING
3" = 1'-0"

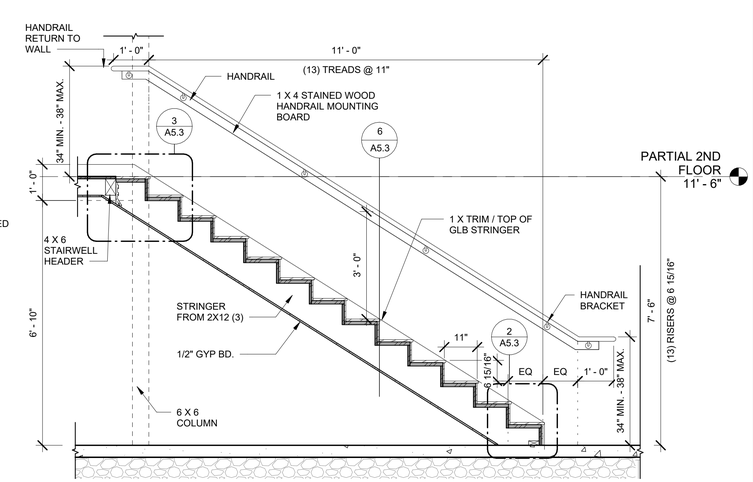

1 HALLWAY STAIR
1/2" = 1'-0"

HGE ARCHITECTS
333 S. 4TH STREET
COOS BAY, OR 97420
P: 541.269.1166
general@hge1.com
www.hge1.com

REGISTERED ARCHITECT 2840 JOSEPH A. SLACK COOS BAY, OREGON STATE OF OREGON

PROJECT NO.: 25.020

FIRST BAPTIST CHURCH OF GOLD BEACH REMODEL

29755 TURNER ST
GOLD BEACH, OR, 97444

PERMITTING

REVISIONS:

#	DATE	DESCRIPTION

DATE: JAN/2026

SHEET TITLE:
DETAILS - HALLWAY INTERIOR + EXTERIOR STAIR

A5.3

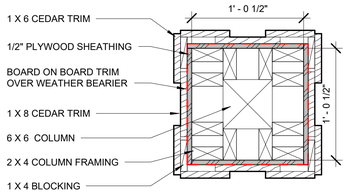

8 NORTH ENTRANCE COLUMN
1 1/2" = 1'-0"

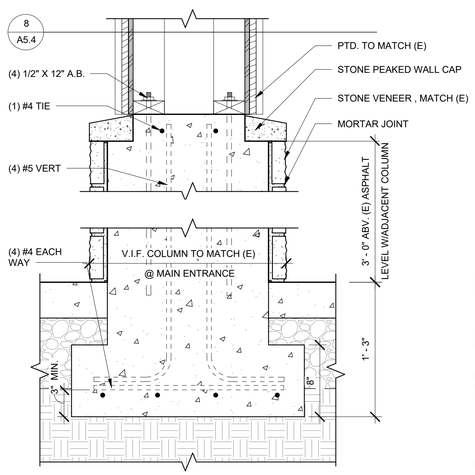

7 STAIRWAY COLUMN FOOTING
1 1/2" = 1'-0"

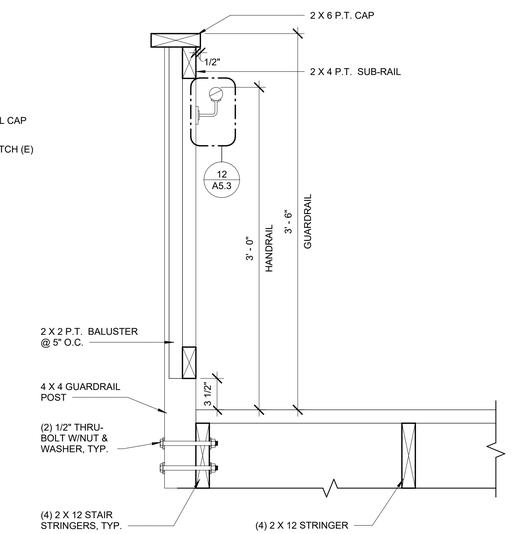

6 NORTH ENTRYSTAIR SECTION
1 1/2" = 1'-0"

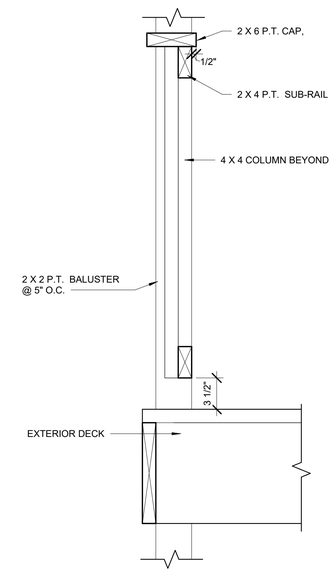

5 EXTERIOR WALKWAY RAIL
1 1/2" = 1'-0"

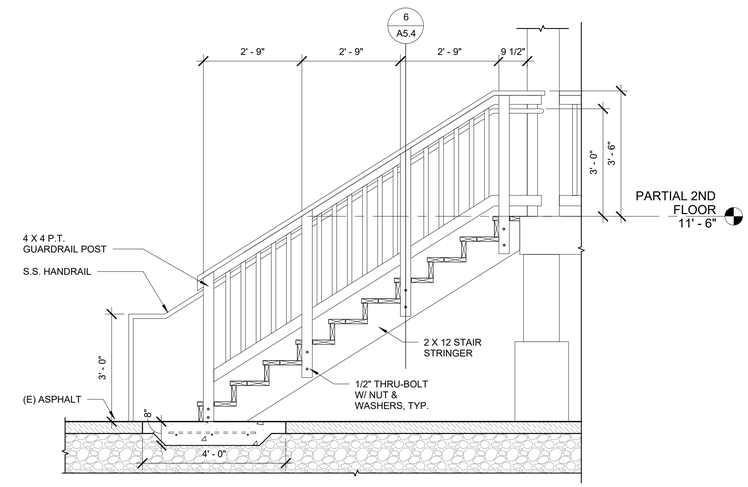

4 NORTH ENTRANCE STAIR ELEVATION
1/2" = 1'-0"

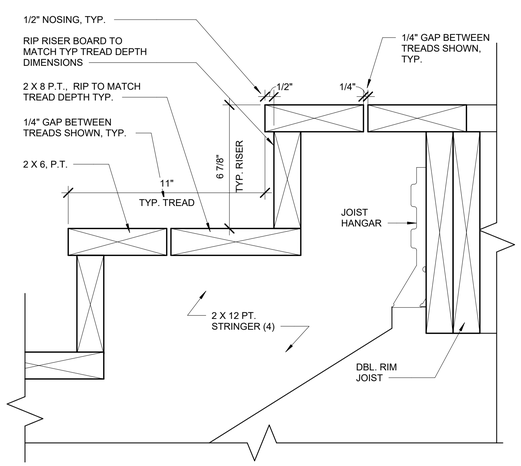

3 NORTH ENTRANCE STAIR TO DECK
3" = 1'-0"

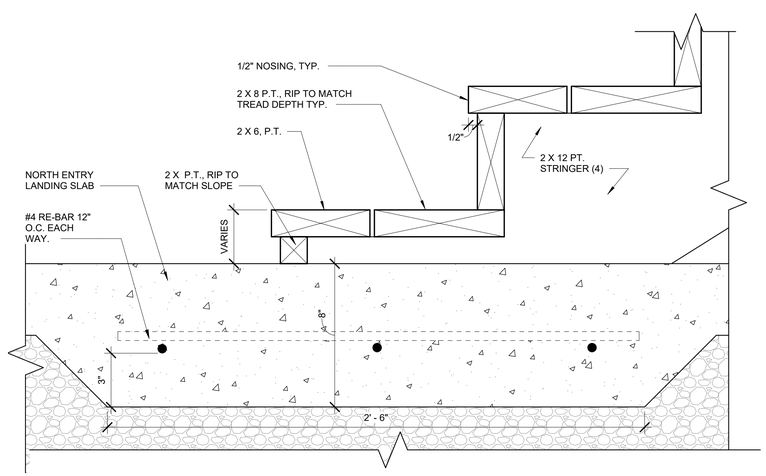

2 NORTH ENTRANCE STAIR LANDING
3" = 1'-0"

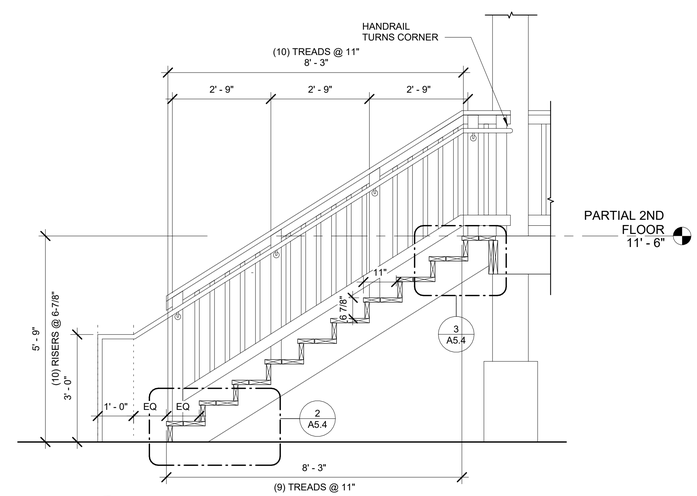

1 NORTH ENTRY STAIR ELEVATION
1/2" = 1'-0"

HGE ARCHITECTS
333 S. 4TH STREET
COOS BAY, OR 97420
P: 541.269.1166
general@hge1.com
www.hge1.com

REGISTERED ARCHITECT 2840 JOSEPH A. SLACK COOS BAY, OREGON STATE OF OREGON

PROJECT NO.: **25.020**

FIRST BAPTIST CHURCH OF GOLD BEACH REMODEL

29755 TURNER ST
GOLD BEACH, OR, 97444

PERMITTING

REVISIONS:

#	DATE	DESCRIPTION

DATE: JAN/2026

SHEET TITLE:
DETAILS - NORTH ENTRY STAIR

A5.4

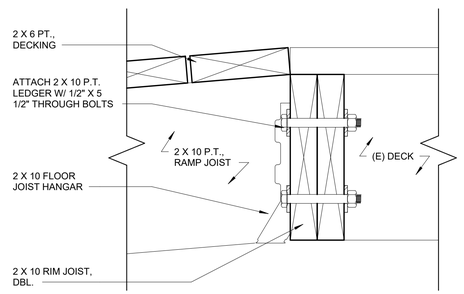

4 RAMP TO DECK
3" = 1'-0"

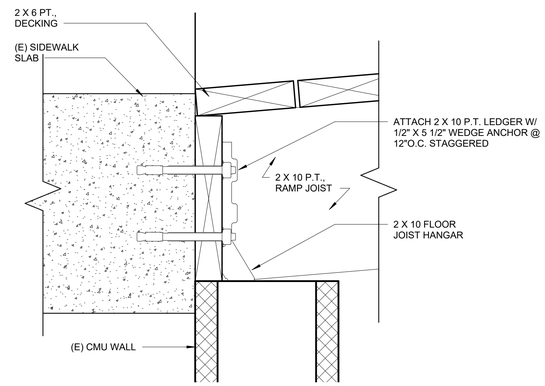

3 RAMP TO SIDEWALK
3" = 1'-0"

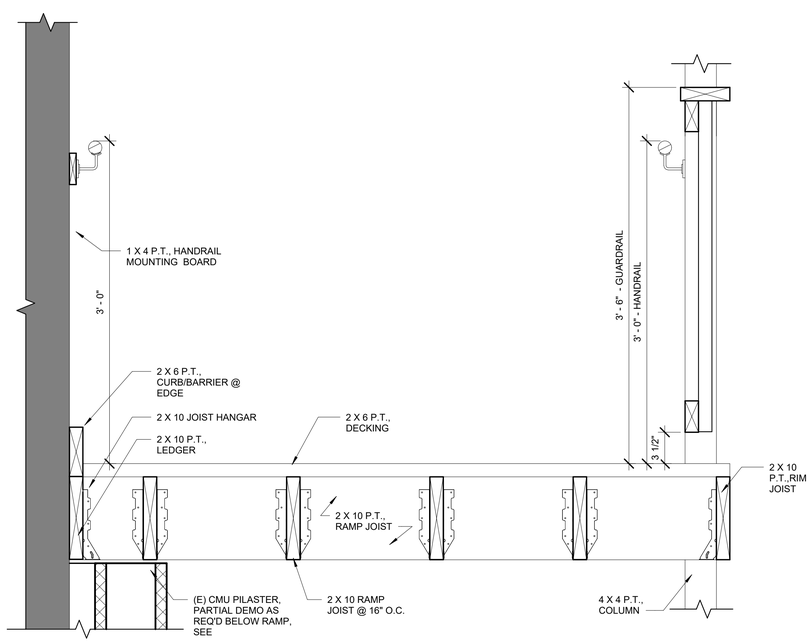

2 RAMP SECTION
1 1/2" = 1'-0"

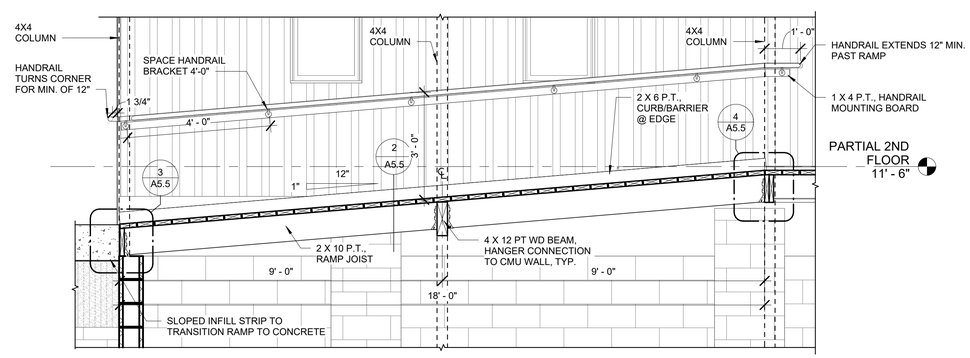

1 EXTERIOR RAMP
1/2" = 1'-0"

HGE ARCHITECTS
333 S. 4TH STREET
COOS BAY, OR 97420
P: 541.269.1166
general@hge1.com
www.hge1.com

REGISTERED ARCHITECT
2840
JOSEPH A. SLACK
COOS BAY, OREGON
STATE OF OREGON

PROJECT NO.: **25.020**

FIRST BAPTIST CHURCH OF GOLD BEACH REMODEL

29755 TURNER ST
GOLD BEACH, OR, 97444

PERMITTING

REVISIONS:

#	DATE	DESCRIPTION

DATE: JAN/2026

SHEET TITLE:
DETAILS - ADA RAMP

A5.5

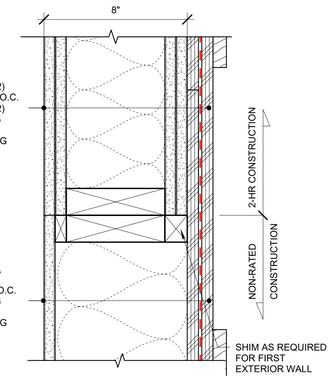

9 FIREWALL TRANSITION
3" = 1'-0"

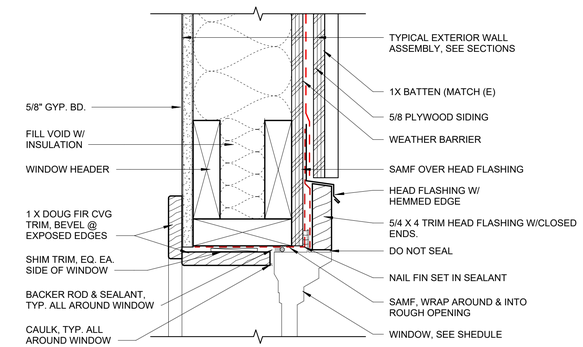

8 WINDOW HEAD
3" = 1'-0"

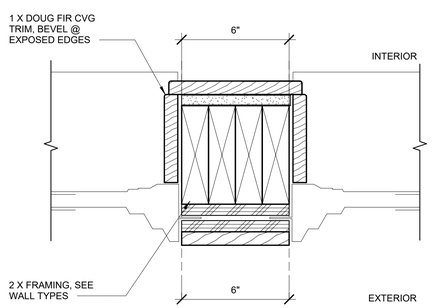

7 JAMB AND MULLION
3" = 1'-0"

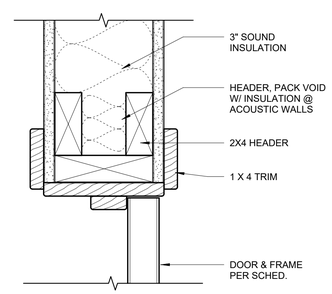

6 INTERIOR DOOR HEAD, TYP.
3" = 1'-0"

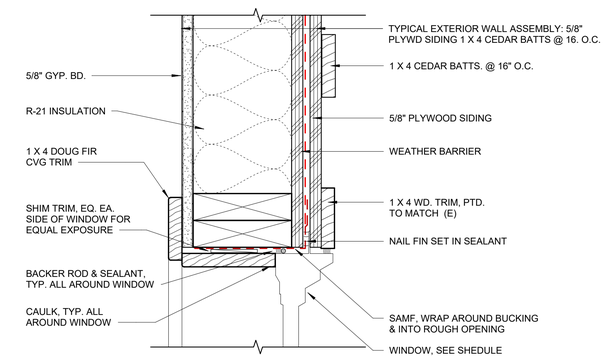

5 WINDOW JAMB
3" = 1'-0"

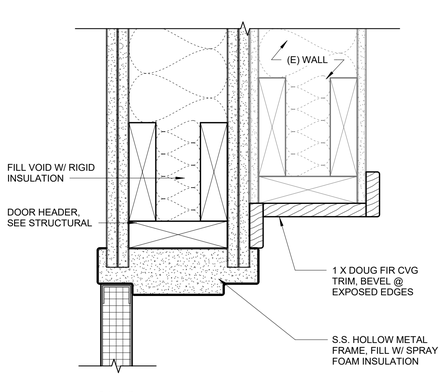

4 RATED DOOR HEAD
3" = 1'-0"

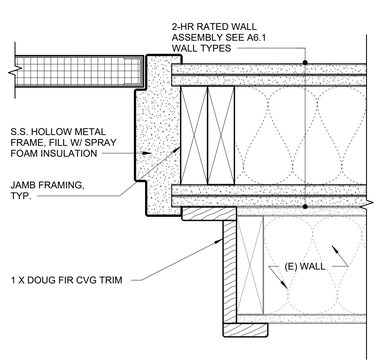

3 RATED DOOR JAMB
3" = 1'-0"

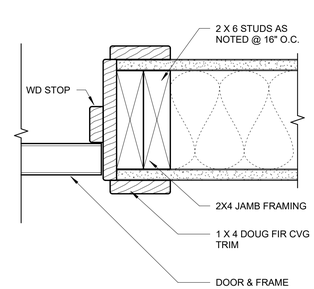

2 INTERIOR DOOR JAMB, TYP.
3" = 1'-0"

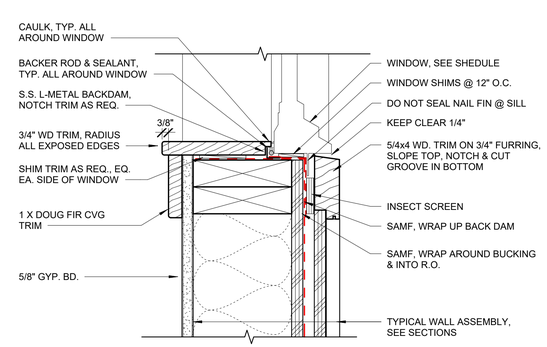

1 WINDOW SILL
3" = 1'-0"

HGE ARCHITECTS
333 S. 4TH STREET
COOS BAY, OR 97420
P: 541.269.1166
general@hge1.com
www.hge1.com

REGISTERED ARCHITECT 2840 JOSEPH A. SLACK COOS BAY, OREGON STATE OF OREGON

PROJECT NO.: **25.020**

FIRST BAPTIST CHURCH OF GOLD BEACH REMODEL

29755 TURNER ST
GOLD BEACH, OR, 97444

PERMITTING

REVISIONS:

#	DATE	DESCRIPTION

DATE: JAN/2026

SHEET TITLE:
DETAILS - INTERIOR WINDOW/DOOR

A5.6

1/13/2026 4:31:32 PM H:\Architecture\Jobs\25.020 First Baptist Church Remodel 2025 - Gold Beach\1 Drawings\7_CAD & Revit\25.02 First Baptist Church Remodel - Preliminary Set.rvt

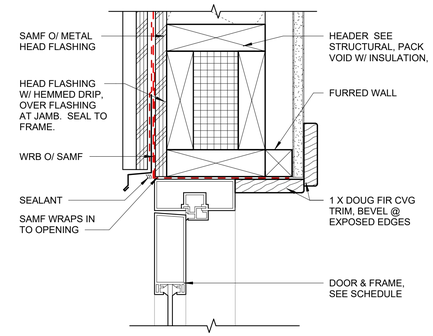

10 EAST ENTRANCE DOOR HEAD
3" = 1'-0"

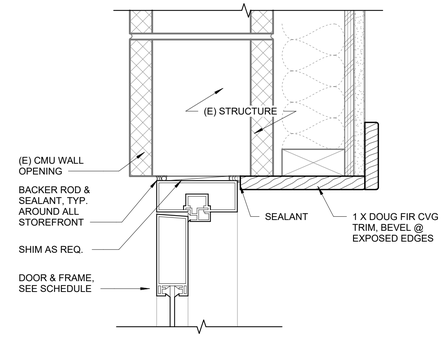

9 WEST ENTRANCE DOOR HEAD
3" = 1'-0"

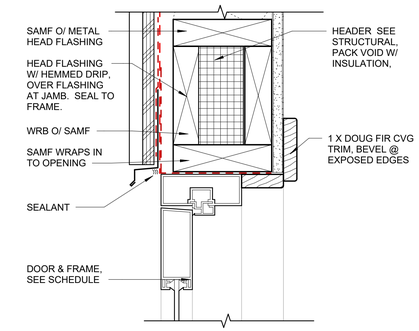

8 NORTH ENTRANCE DOOR HEAD
3" = 1'-0"

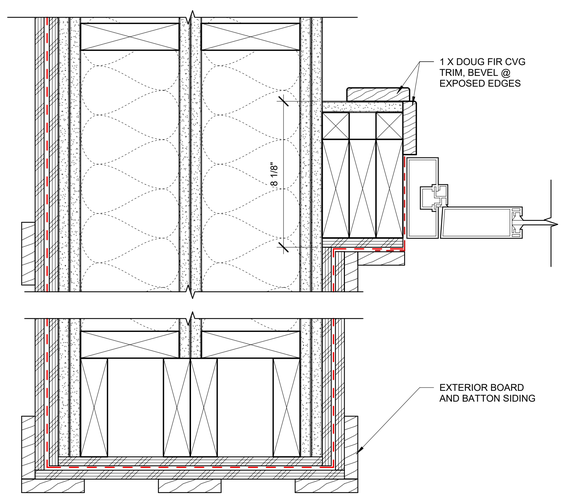

7 EAST ENTRANCE DOOR JAMB
3" = 1'-0"

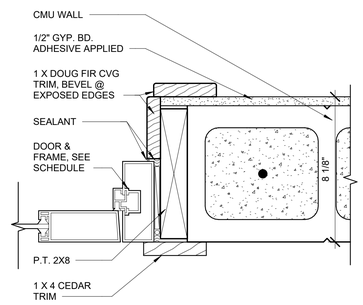

6 EAST ENTRANCE @ CMU JAMB
3" = 1'-0"

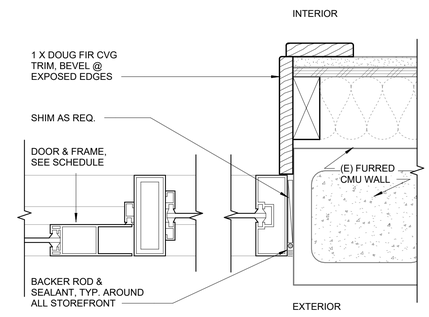

5 WEST ENTRANCE JAMB @ CMU WALL
3" = 1'-0"

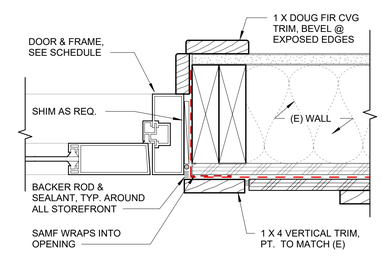

4 NORTH ENTRANCE DOOR JAMB
3" = 1'-0"

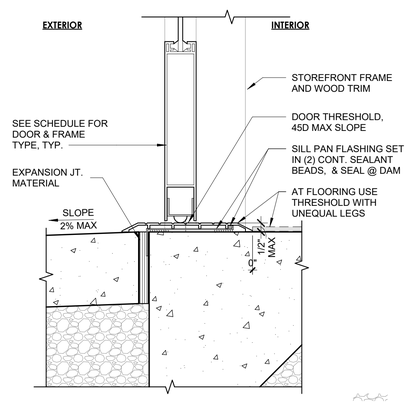

3 THRESHOLD
3" = 1'-0"

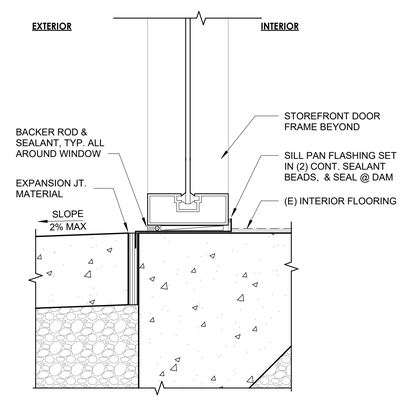

2 WEST ENTRANCE WINDOW SILL
3" = 1'-0"

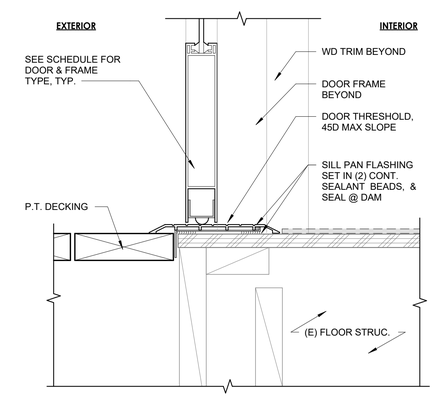

1 NORTH ENTRANCE DOOR SILL
3" = 1'-0"

HGE ARCHITECTS
333 S. 4TH STREET
COOS BAY, OR 97420
P: 541.269.1166
general@hge1.com
www.hge1.com

REGISTERED ARCHITECT 2840 JOSEPH A. SLACK COOS BAY, OREGON STATE OF OREGON

PROJECT NO.: **25.020**

FIRST BAPTIST CHURCH OF GOLD BEACH REMODEL

29755 TURNER ST
GOLD BEACH, OR, 97444

PERMITTING

REVISIONS:

#	DATE	DESCRIPTION

DATE: JAN/2026

SHEET TITLE:
DETAILS - STOREFRONT DOORS

A5.7

ROOM FINISH SCHEDULE									
ROOM NAME	ROOM NO.	FLOOR FINISH	BASE	NORTH WALL	EAST WALL	SOUTH WALL	WEST WALL	CEILING FINISH	NOTES
HALLWAY	107	TILE/WD	RBR	GYP, PT-1	GYP, PT-1	GYP, PT-1	GYP, PT-1	ACCOUSTIC PANELS	& RISERSWOOD STAIR TRACK
CLASSROOM	201	CPT	RBR	GYP, PT-2	GYP, PT-2	GYP, PT-2	GYP, PT-2	ACCOUSTIC PANELS	
CLASSROOM	202	CPT	RBR	GYP, PT-2	GYP, PT-2	GYP, PT-2	GYP, PT-2	GYP, PT-1	
CLASSROOM	203	CPT	RBR	GYP, PT-2	GYP, PT-2	GYP, PT-2	GYP, PT-2	GYP, PT-1	
HALL	205	CPT	RBR	GYP, PT-1	GYP, PT-1	GYP, PT-1	GYP, PT-1	GYP, PT-1	
R/R	206	(E) TO REMAIN	RBR	N/A	N/A	N/A	GYP, PT-1	GYP, PT-1	PATCH WALL
FOYER	301	(E) TO REMAIN						(E) TO REMAIN	
WOMENS R/R	302	(E) TO REMAIN						(E) TO REMAIN	
MENS R/R	303	(E) TO REMAIN						(E) TO REMAIN	

DOOR SCHEDULE								
DOOR NO.	ROOM NAME	SIZE (WxH)	TYPE	DOOR MATERIAL	FRAME MATERIAL	HARDWARE GROUP	RATING	NOTES
101	FELLOWSHIP HALL	6' - 1" X 7' - 0"	D1	AL	AL	HW-28	---	
107A	HALLWAY	8' - 0" X 7' - 0"	B	HM	HM	HW-25F	90 MIN.	
107B	HALLWAY	3' - 0" X 7' - 0"	D	AL	AL	HW-28	---	
201A	CLASSROOM	3' - 0" X 6' - 8"	C	WD	WD	HW-20F	20 MIN,	
201B	CLASSROOM	3' - 0" X 6' - 8"	C	WD	WD	HW-20F	20 MIN,	
202	CLASSROOM	3' - 0" X 6' - 8"	C	WD	WD	HW-20	---	
203	CLASSROOM	3' - 0" X 6' - 8"	C	WD	WD	HW-20F	20 MIN,	
205A	HALL	3' - 0" X 7' - 0"	D	AL	AL	HW-28	---	
205B	HALL	2' - 6" X 3' - 4"	A	WD	WD		20 MIN,	
206	HALL	2' - 10" X 6' - 8"	C	---	---		---	(E) TO REMAIN

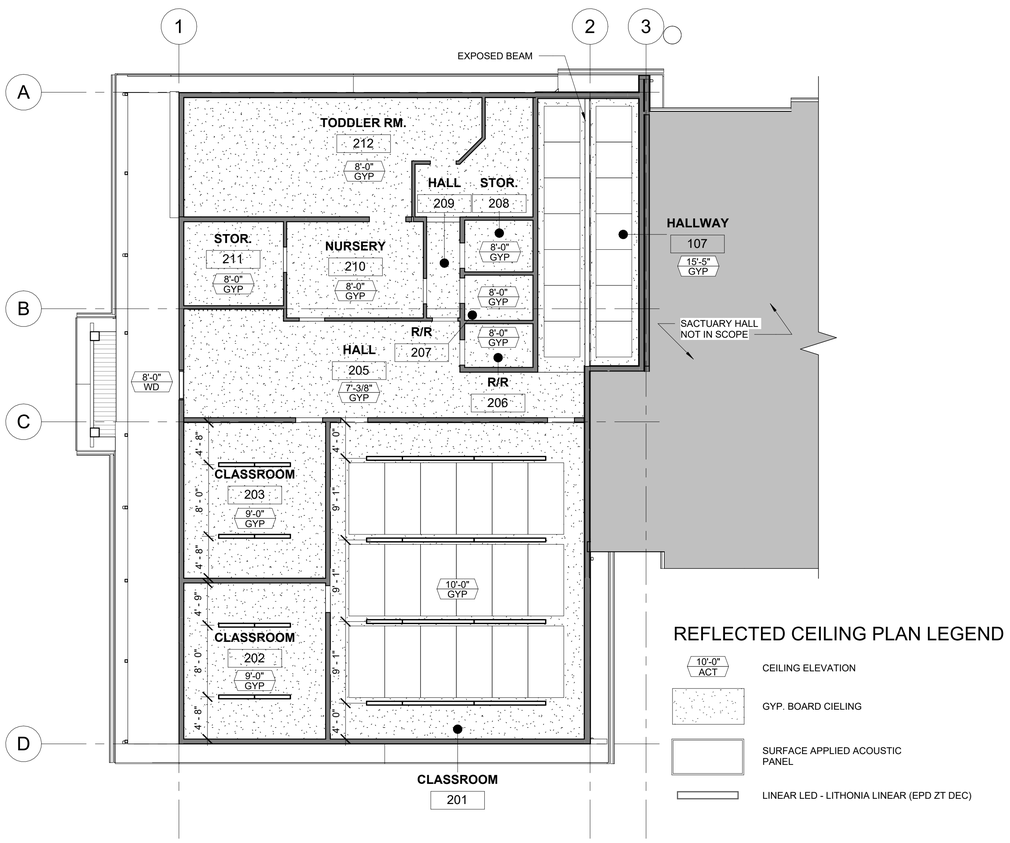

REFLECTED CEILING PLAN LEGEND

- 10'-0" ACT — CEILING ELEVATION
- GYP. BOARD CIELING
- SURFACE APPLIED ACOUSTIC PANEL
- LINEAR LED - LITHONIA LINEAR (EPD ZT DEC)

2 2ND FLOOR RCP
1/8" = 1'-0"

N

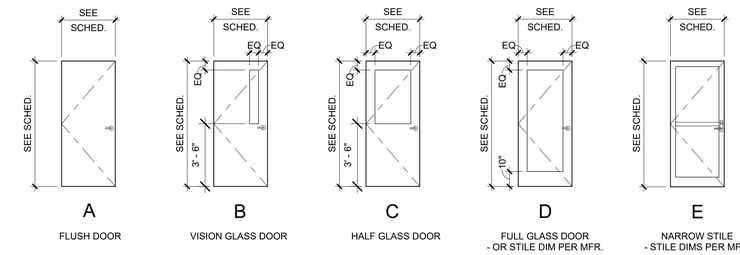

A — FLUSH DOOR

B — VISION GLASS DOOR

C — HALF GLASS DOOR

D — FULL GLASS DOOR - OR STILE DIM PER MFR.

E — NARROW STILE - STILE DIMS PER MFR.

DOOR TYPES
1/4" = 1'-0"

WINDOW SCHEDULE				
MARK	SIZE (WxH)	COUNT	TYPE	NOTES
A	1' - 2" x 6' - 6"	7	SINGLE HUNG/ UNEQUAL SASH	
B	1' - 2" x 6' - 6"	7	FIXED	
C	2' - 0" x 5' - 0"	10	SINGLE HUNG	
D	2' - 0" x 5' - 0"	1	FIXED	
E	2' - 0" x 4' - 0"	2	SINGLE HUNG	
F	1' - 6" x 6' - 0"	4	FIXED	

***NOTE:**
- **R-21** @ EXTERIOR WALLS
- **3" SOUND BATT.** @ INTERIOR WALLS.

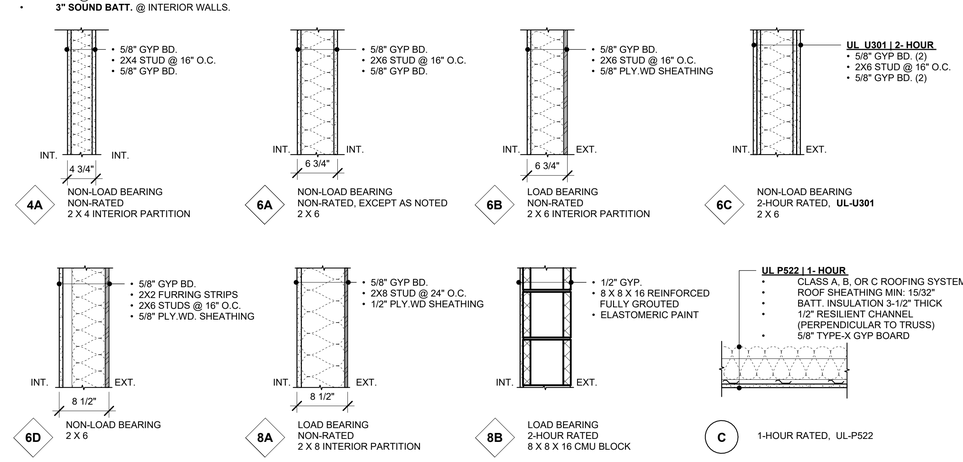

1 WALL TYPES
1" = 1'-0"

HGE ARCHITECTS
333 S. 4TH STREET
COOS BAY, OR 97420
P: 541.269.1166
general@hge1.com
www.hge1.com

REGISTERED ARCHITECT 2840 JOSEPH A. SLACK COOS BAY, OREGON STATE OF OREGON

PROJECT NO.: **25.020**

FIRST BAPTIST CHURCH OF GOLD BEACH REMODEL

29755 TURNER ST
GOLD BEACH, OR, 97444

PERMITTING

REVISIONS:

#	DATE	DESCRIPTION

DATE: JAN/2026

SHEET TITLE:
REFLECTED CEILING PLAN & SCHEDULES

A6.1